

DIVISION OF STATE FIRE MARSHAL

FLORIDA DEPARTMENT OF FINANCIAL SERVICES

FLORIDA FIRES

2024 ANNUAL REPORT



www.MyFloridaCFO.com/SFM





Table of Contents

| | |
|--|----|
| From the Office of the Division Director | 03 |
| Office of the Director | 04 |
| Bureau of Fire Standards and Training..... | 05 |
| Bureau of Fire Prevention..... | 12 |
| Bureau of Fire, Arson, and Explosives Investigations..... | 16 |
| Florida Fire Incident Reporting Section - Dashboards | 18 |
| National Emergency Response Information System (NERIS) | 19 |
| Fire Incident Data | 20 |
| Florida Forest Service | 42 |
| Lithium-Ion Battery Symposium | 46 |
| Emergency Preparedness and Response Activities..... | 48 |
| Grant Awards | 50 |
| UCF Restores | 54 |
| University of Miami Firefighter Cancer Initiative..... | 55 |
| Fallen Firefighter Memorial 2024..... | 56 |
| Reporting Fire Departments..... | 58 |
| Fire Service Awards..... | 62 |
| Photo Contest Winners | 64 |
| Public Education | 67 |

Letter from the Chief Financial Officer and State Fire Marshal Blaise Ingoglia

As your Chief Financial Officer and State Fire Marshal, I'm honored to present the Florida Fires 2024 Annual Report. Fire safety is not just a responsibility, it's a promise we make to every Floridian. Protecting lives, property, and the first responders who put themselves on the line each day is at the very heart of our mission.

Our firefighters, fire service professionals, and emergency responders are among the most dedicated public servants in our state. They deserve the very best tools, training, and support to keep our communities safe and to ensure that they return home safely after every call. As your Chief Fire Marshal, I am steadfast in my commitment to making sure that the men and women protecting our communities have the resources they need. That is why my office continues to focus on expanding training opportunities and providing the support our firefighters need to face daily challenges.

As we look ahead, our commitment remains clear: to safeguard every Florida family, support every fire station, and honor the courage of every firefighter who serves.

Please visit MyFloridaCFO.com/CFOConnect to connect with me and stay informed on the latest news and initiatives from my office. Together, we will build stronger, safer communities across our state.

Sincerely,



Blaise Ingoglia
Florida Chief Financial Officer & State Fire Marshal



From the Office of the Division Director

It is my honor to present the Florida Division of State Fire Marshal's Annual Report, reflecting the tireless work and unwavering dedication of our firefighters, fire service professionals, and emergency responders across the state over the past year.

This year, Florida faced significant challenges with the landfall of three major hurricanes—Debbie, Helene, and Milton. Each storm tested our emergency response systems, our coordination across local, state, and federal levels, and the resilience of our communities. The Division, alongside our partners, responded swiftly and effectively to protect lives and property. From emergency rescues and structural fire response to damage assessments and community recovery support, the fire service played an essential role in ensuring Florida's readiness and resilience.

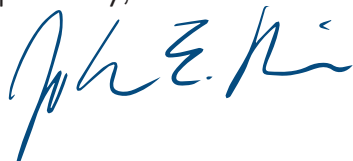
While our response to natural disasters remains a priority, we cannot ignore the continued risks facing our citizens at home. This past year 123 Floridians lost their lives in home fires, with hundreds more injured. These numbers are a tragic reminder that fire safety and prevention must remain front and center in our mission. Every life lost is one too many, and we continue to advocate for working smoke alarms, home fire escape planning, and community education to reverse this trend.

We have also witnessed the growing threat of lithium-ion battery-related fires, with over 260 reported incidents across the state. These fires, involving consumer products like scooters, e-bikes, electric vehicles, and power tools, have proven to be increasingly volatile and dangerous. In the aftermath of the hurricanes, particularly in areas affected by saltwater inundation, we saw a sharp spike in battery-related fires, further complicating recovery efforts and endangering responders and residents alike.

As we look ahead, the Division remains steadfast in its commitment to public safety, innovation, and supporting the fire service community. We are focused on strengthening prevention, expanding public awareness, enhancing firefighter health and safety, and preparing for the complex risks that continue to evolve.

To every firefighter, first responder, public safety partner, and community member—thank you for your service, sacrifice, and support. Together, we remain ready to meet the challenges ahead.

Respectfully,



JoAnne E. Rice

Director

Florida Division of State Fire Marshal



Office of the Director



JoAnne Rice
Director
Division Office



John Gatlin
Assistant Director
Division Office


Bruce Gillingham
Chief
Bureau of Fire Prevention

William Sturgeon
Chief
Bureau of Fire Standards
and Training

Plans Review
Boiler Safety
Inspections
Regulatory Licensing

Florida State Fire College
Safety
Standards
Training
Student Services

FFIRS
CRR
ESF4/9-Domestic
Security
Grants/Legislative



Bureau of Fire Standards and Training

Florida State Fire College offers classes for those seeking Fire Standards certification in the fire service on Fire Prevention, Codes and Standards, Fire and Life Safety Educator I and II, Course Design, Course Delivery, Company Officer, Building Construction, Instructor, Inspector and Fire Officer I and II.

In addition to course work, the campus also hosts special events each year including Volunteer Week, the annual Instructor Conference, Mental Health Day, Honor Guard Class, and the Lithium-Ion Symposium. Some of these are hosted with the partnership of the FACAP, Disaster Medical Solutions, UF Awareness, and NASFM Pipeline Emergencies.

The FSFC partners with Marion Technical College (MTC), which conducts regular classes including hazardous materials, Florida Urban Search and Rescue, and pump operator. Expanded offerings includes minimum standards recruit training and emergency medical technician (EMT).

| EXECUTIVE DEVELOPMENT COURSES | 2024 | CERTIFICATION COURSES | TOTAL |
|--|-------------|---|-------------|
| <i>Analytical Approaches to Public Fire Protection</i> | 157 | ICS-300 | 224 |
| <i>Chief Officer</i> | 279 | ICS-400 | 203 |
| <i>Ethical & Legal Issues in the Fire Service</i> | 409 | NFA Classes (includes 1 st and Other) | 32 |
| <i>Community Risk Reduction</i> | 377 | TOTAL | 460 |
| <i>Quantitative Analysis</i> | 95 | MTC Regular Classes | 515 |
| <i>Personnel Management for the Fire Service</i> | 122 | MTC Expanded Offerings | 568 |
| <i>Strategic Planning</i> | 26 | TOTAL | 1083 |
| <i>Fire Prevention Organization & Management</i> | 91 | | |
| TOTAL | 1556 | | |

Executive Development, ICS and NFA courses represent a statewide offering.

Certification Courses

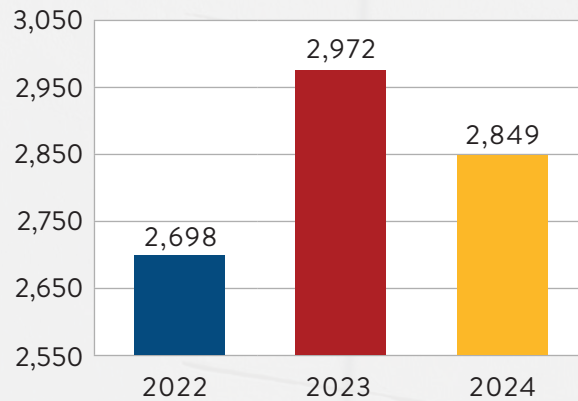
| CERTIFICATION TYPE | CERTIFICATION COURSES | 2023 ATTENDEES |
|---------------------------|---|----------------|
| FIRE OFFICER I | <i>Company Officer</i> | 1,397 |
| | <i>Fire Service Building Construction</i> | 1,799 |
| | <i>Firefighter Tactics and Strategies I</i> | 1,220 |
| | <i>Fire Service Course Delivery</i> | 1,324 |
| FIRE OFFICER II | <i>Fire Service Course Design</i> | 775 |
| | <i>Firefighting Tactics and Strategies II</i> | 708 |
| | <i>Fire Prevention Practices</i> | 1,351 |
| | <i>Private Fire Protection Systems I</i> | 1,278 |
| FIRE SAFETY INSPECTOR I | <i>Construction Documents</i> | 895 |
| | <i>Codes and Standards</i> | 871 |
| | <i>Fire Prevention Practices</i> | 1351 |
| | <i>Private Fire Protection Systems I</i> | 1278 |
| FIRE SAFETY INSPECTOR II | <i>Fire Service Building Construction</i> | 1799 |
| | <i>Fire Chemistry</i> | 366 |
| | <i>Private Fire Protection Systems II</i> | 211 |
| FIRE SAFETY INSPECTOR III | <i>Ethical and Legal Issues in the Fire Service</i> | 409 |
| | <i>Evaluating Performance Based Designs</i> | 20 |

Statewide Course Approvals

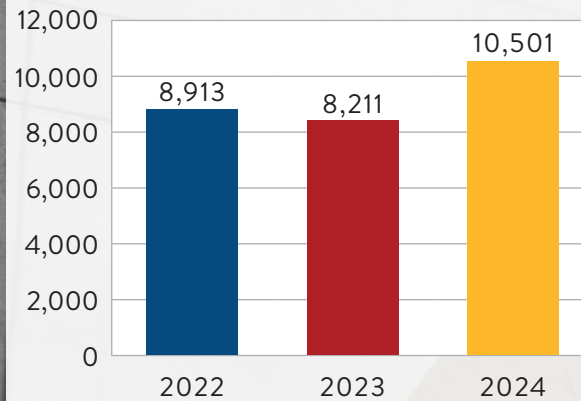
| | COURSE APPROVAL REQUEST | INSTRUCTOR APPROVAL REQUEST | PROVIDER APPROVAL REQUEST | CLASS OFFERING APPROVAL REQUEST | COURSE TO COURSE EQUIVALENCY REQUEST LEVEL 1 & 2 |
|---------------|-------------------------------|-----------------------------------|---------------------------------|--|--|
| JAN | 109 | 1683 | 59 | 1131 | 5 |
| FEB | 55 | 653 | 36 | 560 | 0 |
| MAR | 19 | 470 | 21 | 570 | 0 |
| APR | 52 | 1751 | 20 | 550 | 2 |
| MAY | 61 | 809 | 60 | 499 | 0 |
| JUN | 22 | 783 | 29 | 500 | 0 |
| JUL | 34 | 1870 | 46 | 472 | 0 |
| AUG | 29 | 772 | 27 | 503 | 0 |
| SEP | 130 | 462 | 17 | 549 | 0 |
| OCT | 37 | 1744 | 36 | 523 | 0 |
| NOV | 26 | 597 | 25 | 477 | 0 |
| DEC | 17 | 783 | 39 | 403 | 0 |
| TOTALS | 591 | 12,032 | 360 | 6,036 | 238 |

Standards Section

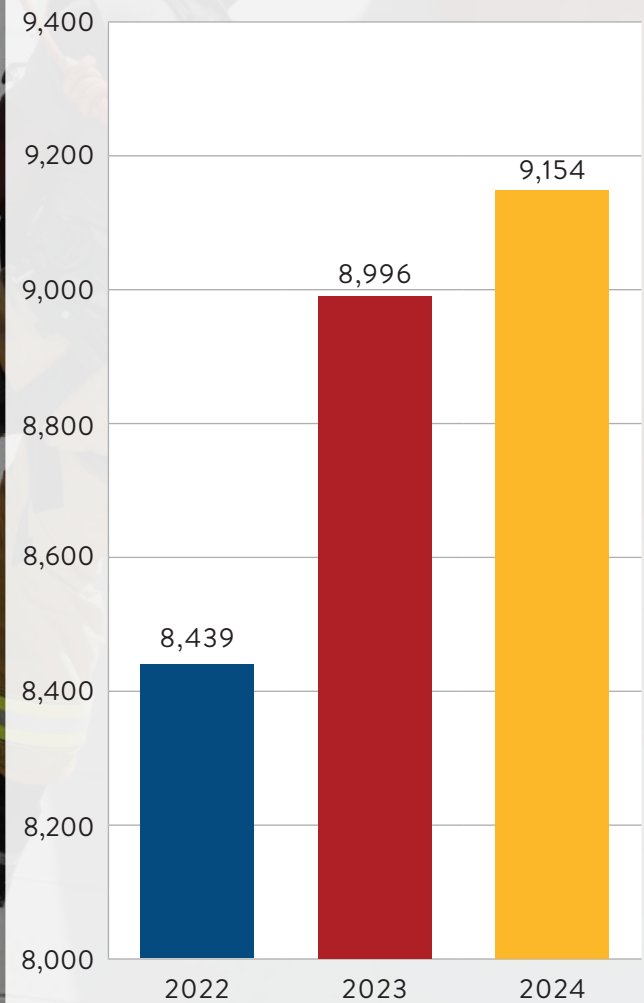
Total Practical Examinations



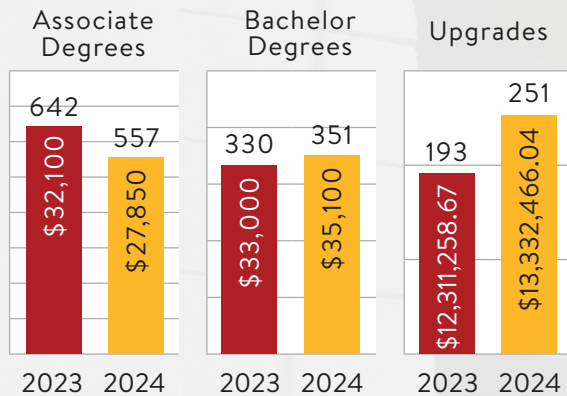
Total Written Examinations



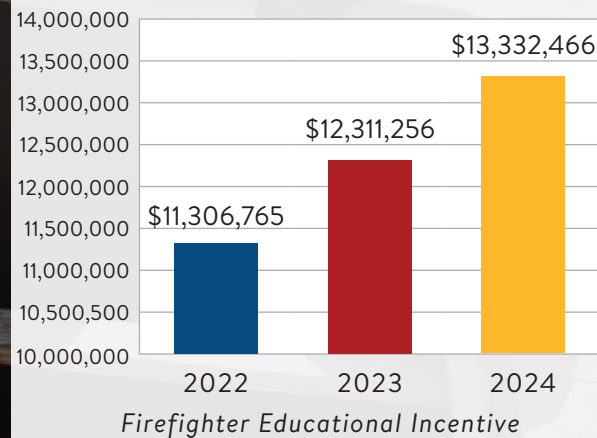
Total Certifications Issued



Supplemental Compensation Participants



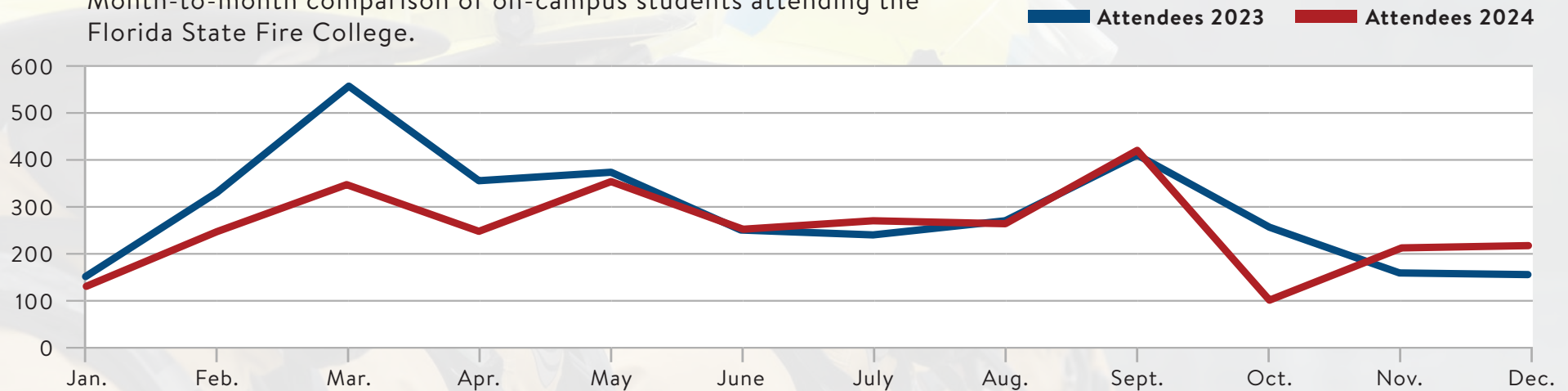
Supplemental Compensation Funds Disbursement



Student Services Section

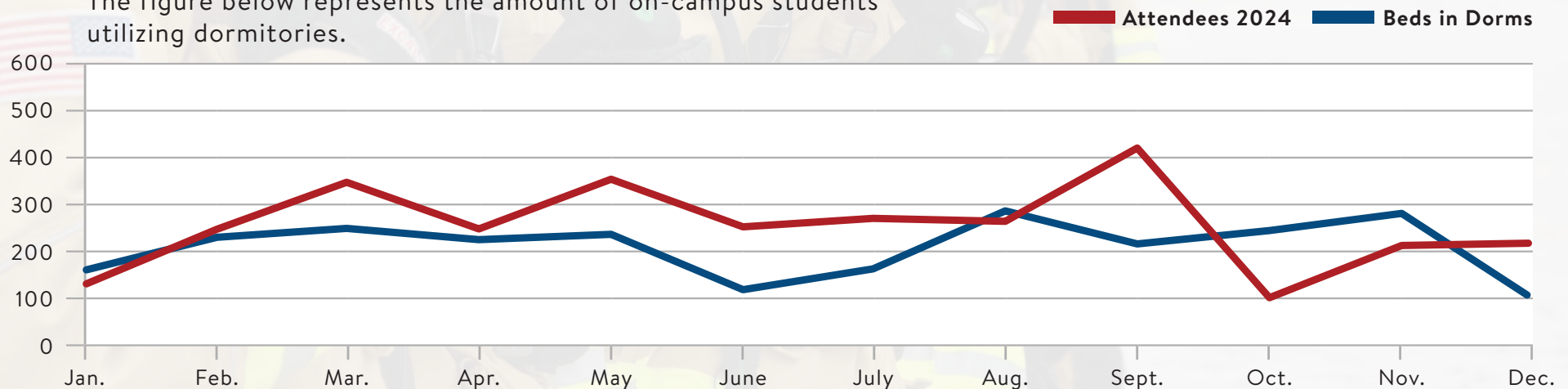
2023-2024 On-Campus Students

Month-to-month comparison of on-campus students attending the Florida State Fire College.



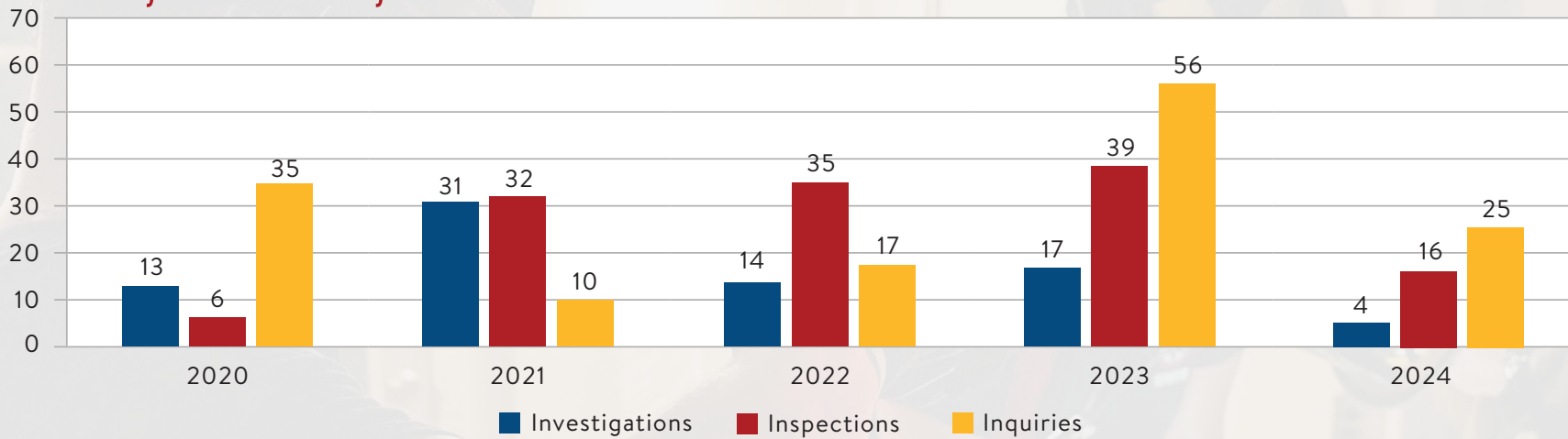
Dormitory Usage

The figure below represents the amount of on-campus students utilizing dormitories.

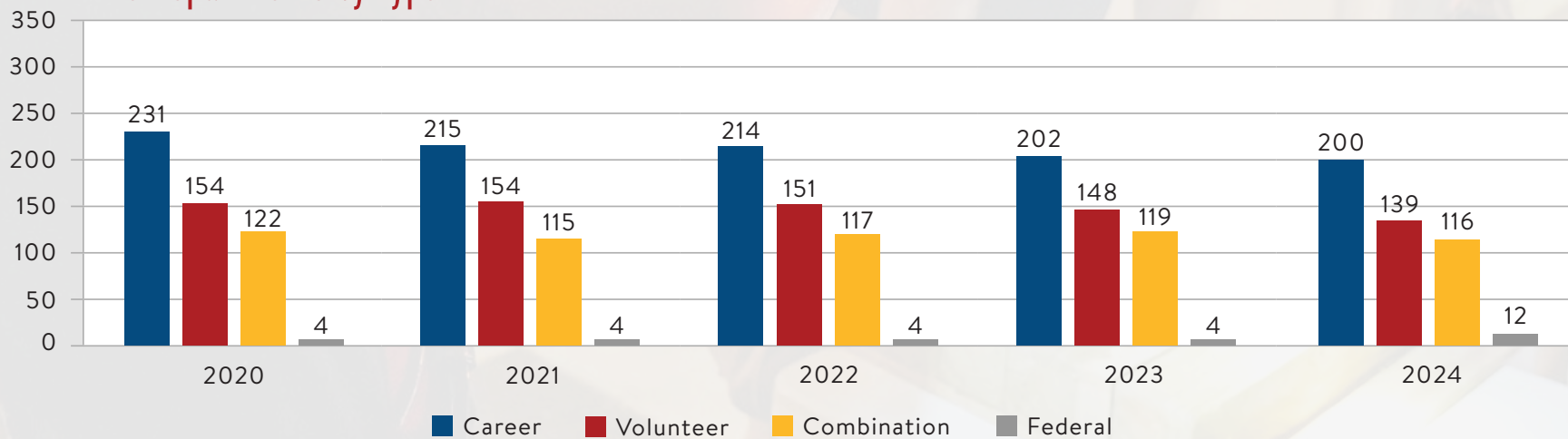


Safety Section

Safety Section Activity



Fire Departments by Type



Fire Department Safety Compliance Inspections 2024

- St. Petersburg Fire Dept.
- Tarpon Springs Fire Dept.
- Ocoee Fire Department
- Maitland Fire Department
- Winter Garden Fire Dept.
- Bradfordville Fire Dept.
- Miccosukee Fire Dept.
- Indialantic Fire Department
- Palm Bay Fire Department
- Quincy Fire Department
- St. Lucy County Fire Dept.
- Sneads Fire Department
- Highlands County Fire Dept.
- Ponce de Leon Fire Dept.
- Magnolia Fire Department
- Bristol Fire Department





Bureau of Fire Prevention

Plans Review Section

- 495 | Formal Plans Reviews
- 18 | State Lease Reviews
(included in total support activities)
- 767 | Revisions and Support Activities

Boiler Safety Section

- 2,778 | Closed Inspections
- 1,004 | First Inspections
- 2,278 | Follow Up Inspection
- 7,446 | Re-Inspection
- 5,412 | Violations

Inspections Section

| Region | Total Inspections | Inspections Include: |
|-------------|-------------------|--|
| NORTH | 1,933 | Florida State Capitol, Florida State University, Florida A&M University, Department of Corrections and Juvenile Justice facilities, and Florida State Hospital. |
| NORTHEAST | 2,326 | Florida State Hospital, Camp Blanding (73,000 acres for training for the Florida National Guard as well as military forces from other states located in southern Clay County), many of the historical buildings in the city of Saint Augustine, Department of Corrections and Juvenile Justice facilities. |
| NORTHWEST | 1,329 | University of West Florida campus and FAMU, FSU, and University of Florida satellite campuses, Florida State Parks, Department of Corrections and Juvenile Justice facilities, Florida Fish & Wildlife, Florida Forestry facilities, as well as the Pensacola Historical District. |
| CENTRAL | 3,128 | Shands Patient Care and Shands Teaching Hospital, the University of Florida, the University of Central Florida, Polytechnic University, Florida Architecture and Mechanical University, Florida State Parks, Department of Corrections and Juvenile Justice facilities. |
| SOUTHEAST | 2,134 | Miami Tunnel, Florida Atlantic University, Florida International University, Florida State Parks, Department of Corrections and Juvenile Justice facilities. |
| SOUTHWEST | 2,394 | University of South Florida, University of South Florida St. Pete Campus, University of South Florida Sarasota/Manatee Campus, New College, Ringling Museum, Florida Gulf Coast University, Florida Architecture and Mechanical University at Chinsegut Campus, Department of Corrections and Juvenile Justice facilities. |
| ALL REGIONS | 13,244 | |

Regulatory Licensing Section

Fire Equipment Dealer Industry

| License/Permit Type | Number of Active Licenses/Permits |
|-------------------------------|-----------------------------------|
| Class A Fire Equipment Dealer | 131 |
| Class B Fire Equipment Dealer | 65 |
| Class C Fire Equipment Dealer | 266 |
| Class D Fire Equipment Dealer | 332 |
| Portable Extinguisher | 2,372 |
| Pre-engineered System | 1,113 |
| Total | 4,279 |

Sparkler Industry

| Registration Type | Number of Active Licenses/Permits |
|--------------------------------|-----------------------------------|
| Manufacturer of Sparklers | 2 |
| Distributor of Sparklers | 7 |
| Wholesaler of Sparklers | 85 |
| Seasonal Retailer of Sparklers | 1,054 |
| Retail of Sparklers | 442 |
| Retail Location of Sparklers | 4,694 |
| Sparkler Products Submitted | 47 |
| Total | 6,331 |

Fire Protection Contractor Industry

| License/Permit Type | Number of Active Licenses/Permits |
|---|-----------------------------------|
| Fire Protection System Contractor I | 226 |
| Fire Protection System Contractor II | 436 |
| Fire Protection System Contractor III | 29 |
| Fire Protection System Contractor IV | 2 |
| Fire Protection Contractor License V | 418 |
| Water-Based Protection System Inspector | 1,298 |
| Total | 2,409 |

Total Number of Active Licenses/Permits for the Section

13,454

Construction Mining

Citizen Complaints

| Month | Total # of Complaints |
|---------------------|-----------------------|
| January | 567 |
| February | 675 |
| March | 611 |
| April | 495 |
| May | 395 |
| June | 204 |
| July | 370 |
| August | 183 |
| September | 238 |
| October | 314 |
| November | 255 |
| December | 380 |
| Annual Total | 4,687 |

Construction Mining Notices/Reports


| Notice/Report Type | Number of Reports |
|-------------------------------------|-------------------|
| Notice of Planned Use of Explosives | 1632 |
| Blast Activity Reports | 1171 |
| Blast Information Forms | 882 |
| Blaster Permit | 141 |
| Total | 3685 |

Explosive and Construction Mining Industries

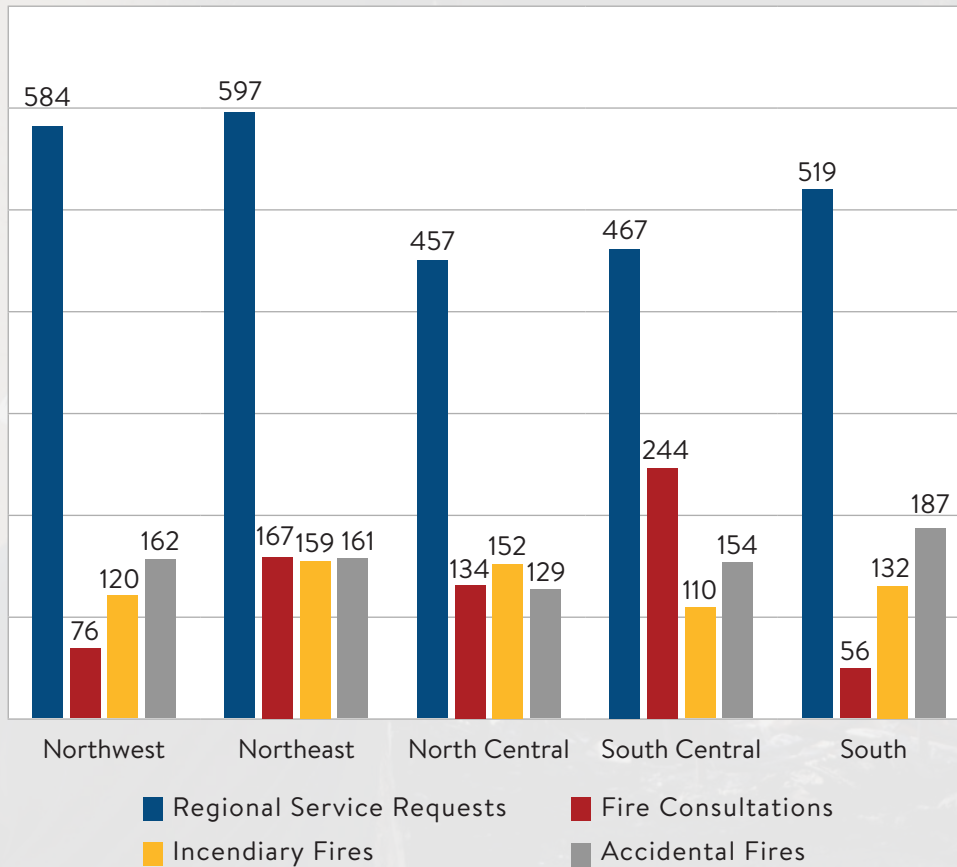
| License/Permit Type | Number of Active Licenses/Permits |
|--|-----------------------------------|
| Manufacturer-Distributor of Explosives | 48 |
| Dealer of Explosives | 13 |
| User of Explosives | 154 |
| Blaster Permit | 141 |
| Construction Mining Permit | 79 |
| Total | 511 |



Division of Investigative and Forensic Services Bureau of Fire , Arson, and Explosives Investigations (BFAEI)



Overview of 2024 Bureau Statistics



During the calendar year 2024, the BFAEI received 2,619 new requests for investigative assistance and completed **718** telephone fire consultations from fire departments, law enforcement agencies, federal and state agencies, individuals, and insurance companies.

Investigated responses are classified according to type of incident:

ATTEMPTED EXPLOSION

0

FIRE

2,115

ATTEMPTED FIRE

3

MISCELLANEOUS - EOD

285

EXPLOSION

11

MISCELLANEOUS - OTHER

203

This year, the BFAEI conducted investigations on properties that resulted in estimated losses of around **\$211 million**. Of this estimated property loss, approximately **\$16 million** was attributed to the crime of arson.

The Division of Investigative and Forensic Services encompasses all law enforcement and forensic components residing within the Department of Financial Services

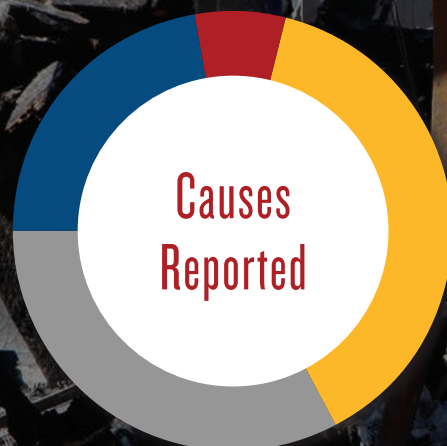
2024 Investigations


Arrests

In 2024, the sworn personnel of BFAEI, which consisted of an average of 66 fire investigators, successfully conducted arrests in **289** investigative cases. This effort resulted in the apprehension of **318** defendants. This information is based on arrests occurring in 2024 and often includes ongoing investigations from previous years. Of the **289** cases with arrests, **221** of these investigations were classified as “incendiary” fires and resulted in the arrests of **237** defendants. This represents an arrest clearance rate of **35%** for incendiary fires.

Bomb Squad

During 2024, the teams, consisting of 12 members and 2 Explosives Detection Canines, responded to **30** incidents and conducted another **2,673** activities that included render safe operations of suspicious items, disposal of hazardous materials, training, operational stand-by, and integrated Bomb / SWAT (Special Weapons and Tactics) responses, public education demonstrations, etc.



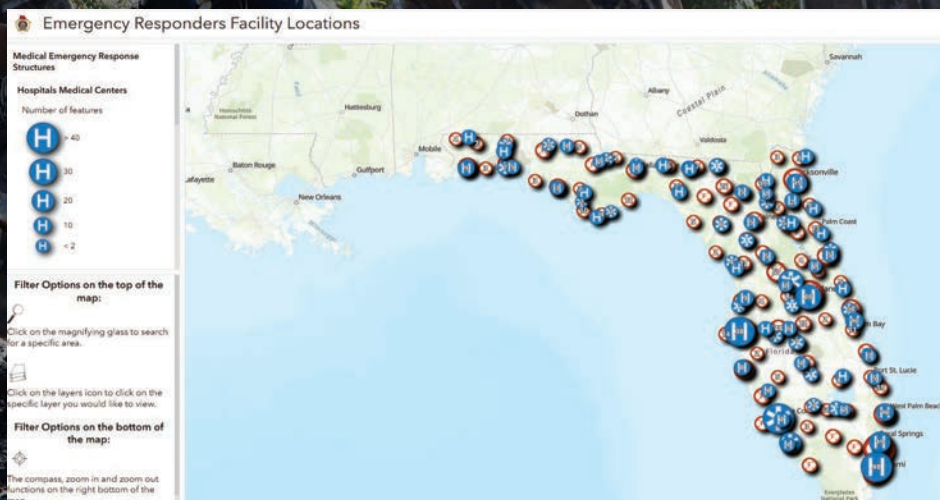


Division of State Fire Marshal Florida Fire Incident Reporting Section - Dashboards

The Florida Fire Incident Reporting Section continues to develop data visualizations on their webpage to provide a glimpse of the overall fire health of the state of Florida. These dashboards provide a consolidated view of various aspects of specific fire statistics. The data comes from various sources such as National Fire Incident Reporting System, Department of Health, U.S. Fire Administration, Bureau of Fire, Arson, and Explosive Investigation. Dashboards are powerful tools that will empower Florida fire departments to make data-driven decisions and improve overall safety for our communities.



Emergency Responders
Facility Locations



Florida Fire Fatalities






National Emergency Response Information System (NERIS)

The U.S. Fire Administration (USFA) has partnered with U.S. Department of Homeland Security's (DHS) Science and Technology Directorate (S&T), and the Fire Safety Research Institute (FSRI) to develop and launch a new interoperable fire information and analytics platform, known as the National Emergency Response Information System (NERIS). The goal of NERIS is to empower the local fire and emergency services community by equipping them with near real-time information and analytic tools that support data informed decision-making for enhanced preparedness and response to incidents involving all hazards. NERIS will be tailored to meet the evolving needs of today's fire and emergency responders. It will provide reliable analytics to help understand the complex fire and public safety challenges we face today, such as: Empowering Effective Emergency Response, Changing Climate, Aging Infrastructure, Future Pandemic Response, Wildland Urban Interface Fires, Electrification and Stored Energy Hazards.

- **User-Friendly Design**
Responsive data input and retrieval on mobile phones, tablets, and desktops
- **Revamped Data Framework**
Data structures and processes modernized, tested, and enhanced
- **Easy Integration**
Seamless connectivity with trusted third-party systems like CAD and RMS
- **Free of Charge**
Interface access for verified essential services, even if they don't use an RMS
- **Advanced Analytics**
Turnkey tools and enhanced analysis and dashboard capabilities
- **Robust Security**
Cloud-based data protection is a top priority
- **Near Real-time Data**
Offering dynamic and timely incident updates

Fire Incident Data



In 2024, **343** fire departments reported **3,485,797** incidents to the National Fire Incident Reporting System.

Statistics Overview

- 72.02% | Rescue (EMS)
- 20.12% | Other Calls
- 6.12% | False Alarm
- 1.66% | Total Fires

| Fire Incident/Type | 2024 Incidents | Five-Year Average | Percentage Difference |
|--------------------|----------------|-------------------|-----------------------|
| Rescue (EMS) | 2,509,310 | 2,150,291 | 11% |
| Other Calls* | 704,049 | 549,248 | 20% |
| False Alarms | 213,115 | 171,837 | 19% |
| Total Fires | 57,715 | 44,087 | 6% |

**Other Calls include explosives, hazards, service calls, good intent, weather, and other.*

| | | |
|--------------|-------------------|-----------|
| RESCUE (EMS) | 2024 Incidents | 2,509,310 |
| | Five-Year Average | 2,150,291 |
| OTHER CALLS | 2024 Incidents | 704,049 |
| | Five-Year Average | 549,248 |
| FALSE ALARM | 2024 Incidents | 213,115 |
| | Five-Year Average | 204,369 |
| TOTAL FIRES | 2024 Incidents | 57,715 |
| | Five-Year Average | 44,087 |

This data is collected by NFIRS and reflects validated incidents from reporting fire departments.

AVERAGE RESPONSE FREQUENCIES REPORTED BY FLORIDA FIRE DEPARTMENTS

These statistics do not include exposure or automatic/mutual aid given responses.

A FLORIDA FIRE
DEPARTMENT
RESPONDS EVERY
9 SECONDS

AN EMS/RESCUE
CALL OCCURS EVERY
13 SECONDS IN
FLORIDA

A STRUCTURE
FIRE OCCURS
EVERY **45 MINUTES**
IN FLORIDA

AN OUTSIDE/OTHER
FIRE OCCURS EVERY
19 MINUTES IN
FLORIDA

A FIRE OCCURS
EVERY **11 MINUTES**
IN FLORIDA

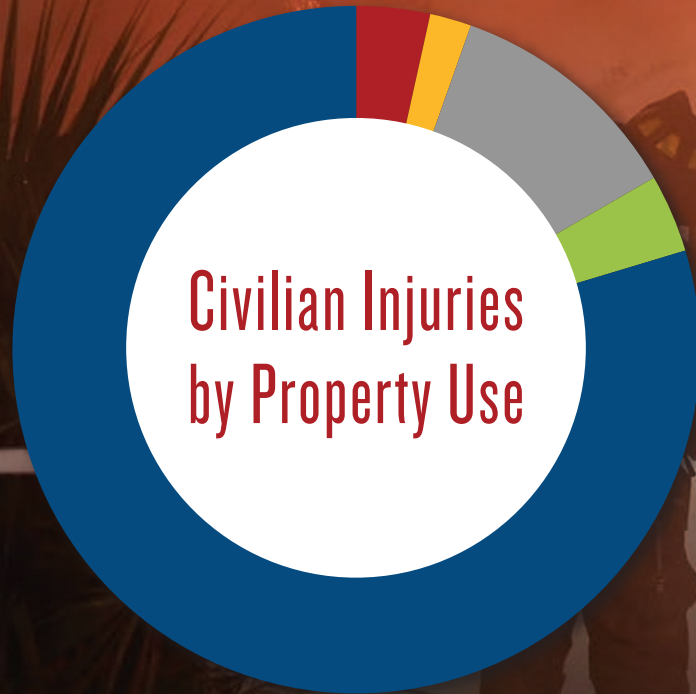
A FALSE ALARM
OCCURS EVERY
3 MINUTES IN
FLORIDA

AN OTHER
EMERGENCY CALL
OCCURS AT LEAST
ONCE A **MINUTE**
IN FLORIDA

A VEHICLE FIRE
OCCURS EVERY
61 MINUTES IN
FLORIDA

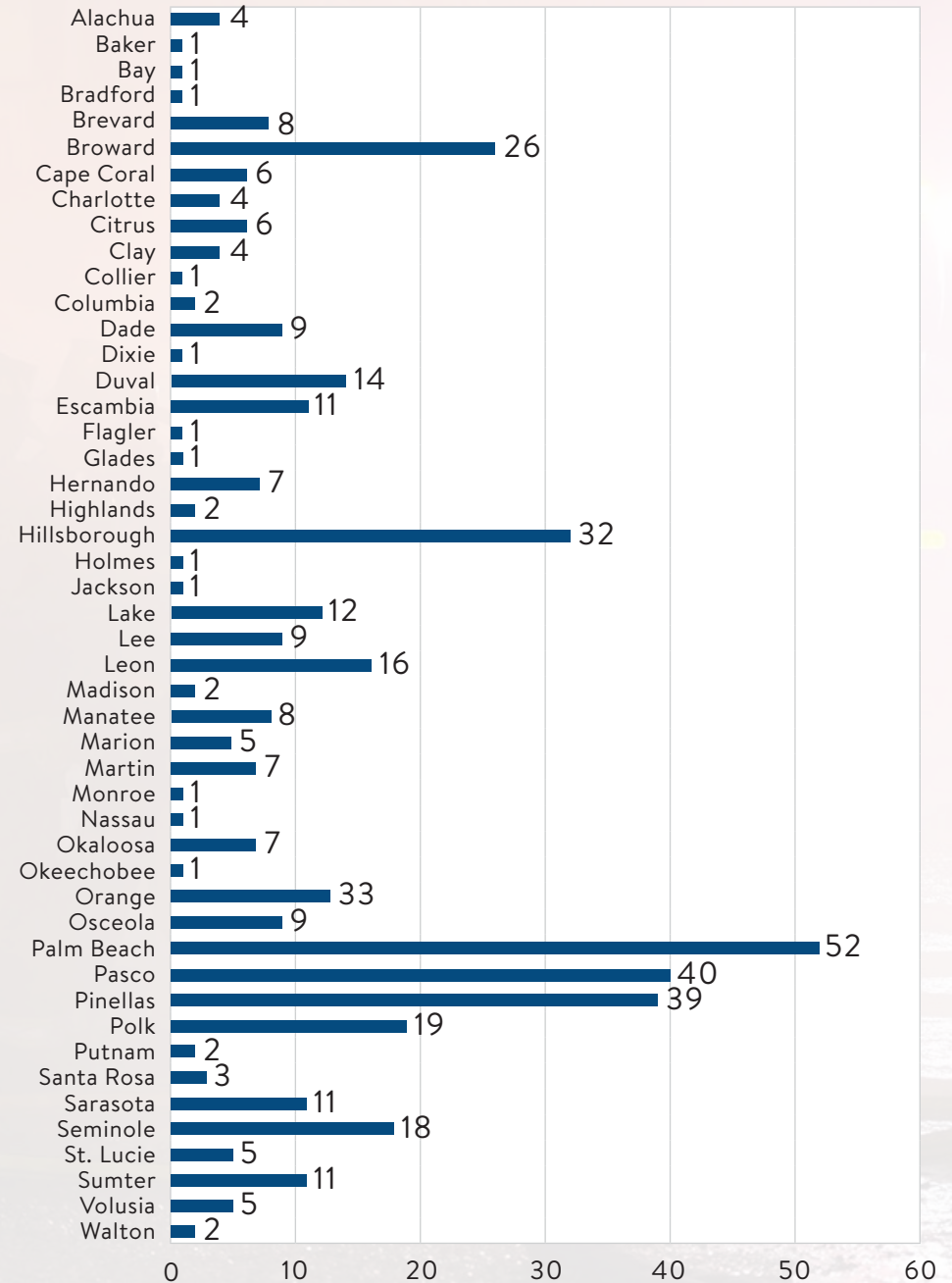
This data is collected by NFIRS and reflects validated incidents from reporting fire departments.

Civilian Injuries By Property Use



■ Residential: 80% | 368
■ Industrial/Storage: 3% | 16
■ Mercantile: 2% | 9
■ Outside/Other: 11% | 52
■ Public Facilities: 4% | 17

Civilian Injuries by County



This data is collected by NFIRS and reflects validated incidents from reporting fire departments.

Civilian Casualties

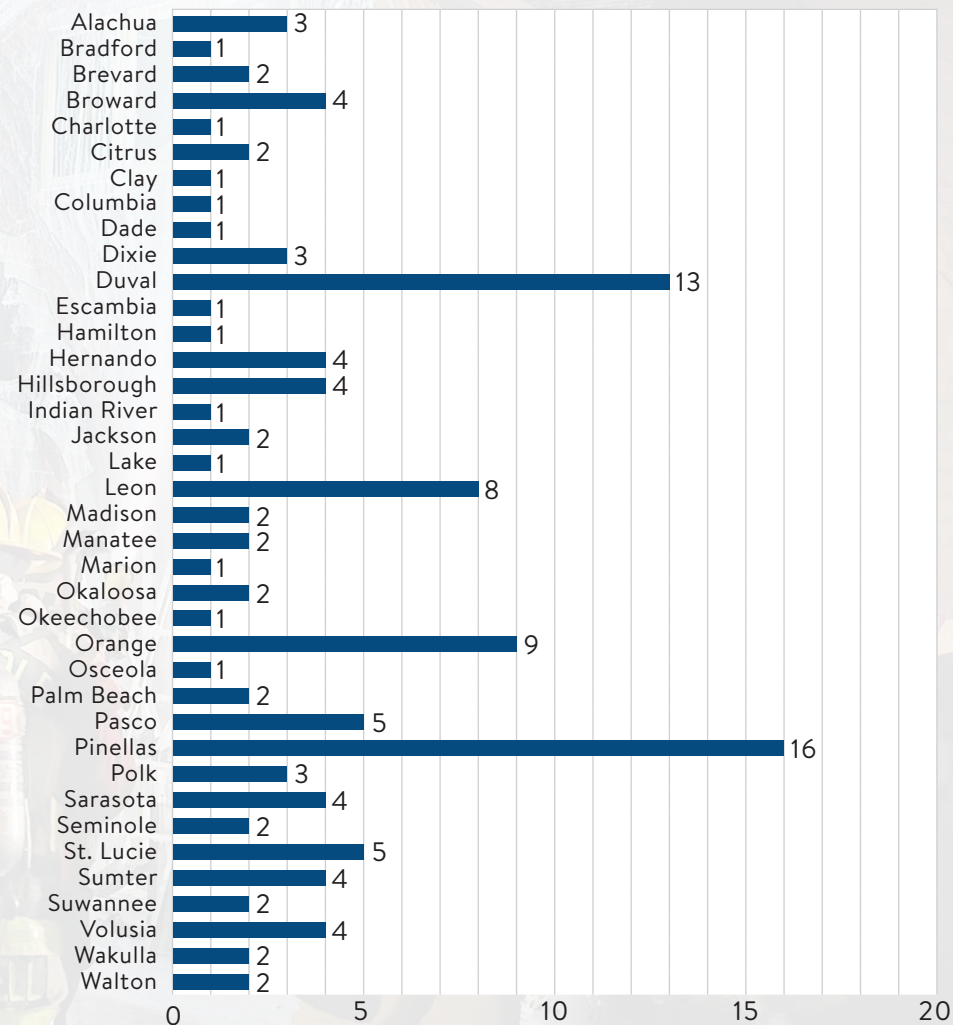
Any nonfire department person who is injured or killed by a fire, including injuries or deaths from natural or accidental causes sustained while involved in the activities of fire control, attempting rescue or escaping from the dangers of the fire reported to NFIRS by the fire departments.

Civilian Casualties by Property Type



Civilian Casualties by County

There were a total of 123 casualties reported by fire departments.

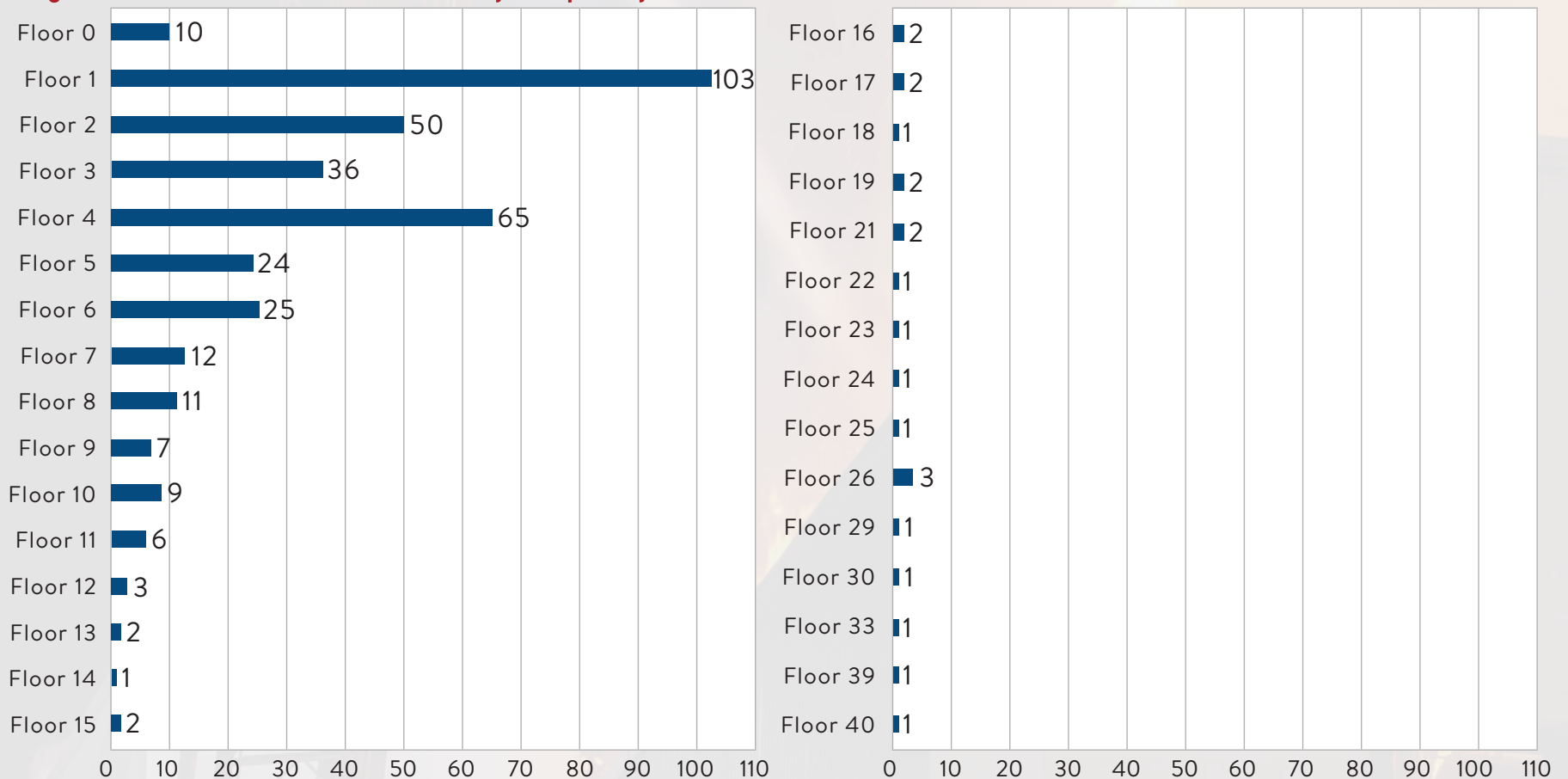


This data is collected by NFIRS and reflects validated incidents from reporting fire departments.

Frequency and Number of Civilian & Fire Service Injuries in High-Rise Structure Fires

The term "high-rise building" means a building that is greater than 75 feet in height where the building height is measured from the lowest level of fire department access to the floor of the highest occupiable level.

High-Rise Structure Fire Incidents by Frequency



Area of Origin for Residential Structure Fires



This data is collected by NFIRS and reflects validated incidents from reporting fire departments.

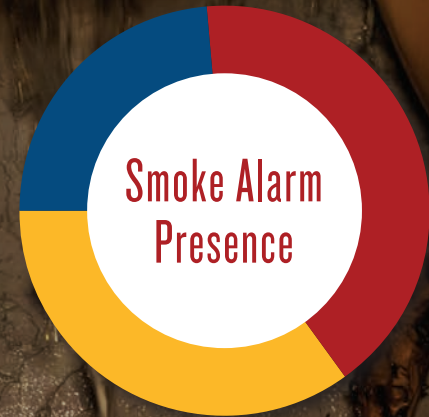
Smoke Alarm Use Data

Smoke Alarm Effectiveness

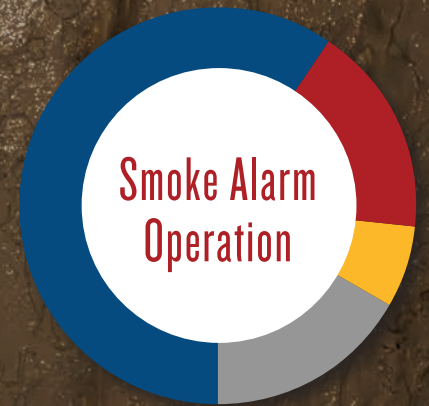
| | |
|-----------------------------|---------------|
| FAILED TO ALERT OCCUPANTS | 1.1% 22 |
| OCCUPANTS FAILED TO RESPOND | 1.9% 39 |
| UNDETERMINED | 8.2% 169 |
| NO OCCUPANTS | 16.0% 329 |
| ALERTED OCCUPANTS | 72.9% 1,500 |

Smoke Alarm Failure

| | |
|---|-------------|
| IMPROPER INSTALLATION OR PLACEMENT | 1.8% 5 |
| LACK OF CLEANING | 2.9% 8 |
| DEFECTIVE | 4.3% 12 |
| HARDWIRED POWER FAILURE, SHUT OFF OR DISCONNECTED | 5.7% 16 |
| BATTERY DISCHARGED OR DEAD | 7.2% 20 |
| BATTERY MISSING OR DISCONNECTED | 8.6% 24 |
| OTHER | 10.8% 30 |
| UNDETERMINED | 58.8% 164 |



| | |
|-------------------|---------------|
| Undetermined: | 23.8% 1,953 |
| Detector Present: | 41.3% 3,398 |
| None Present: | 34.9% 2,867 |




| | |
|----------------------------|---------------|
| Operated: | 59.6% 2,040 |
| Undetermined: | 17.3% 590 |
| Failed to Operate: | 6.6% 227 |
| Fire Too Small to Operate: | 16.5% 563 |

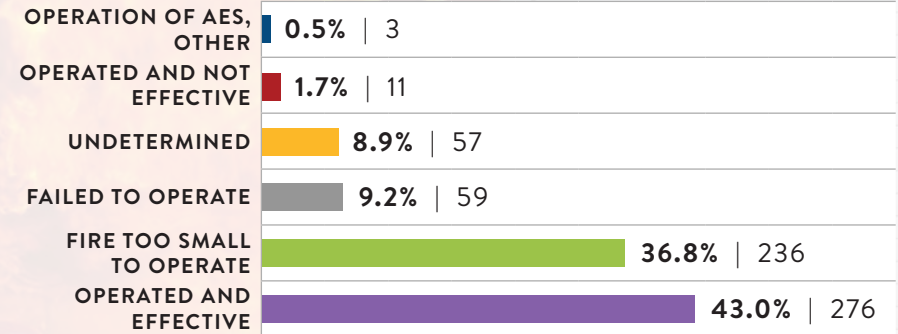
This data is collected by NFIRS and reflects validated incidents from reporting fire departments.

Fire Sprinkler Use Data

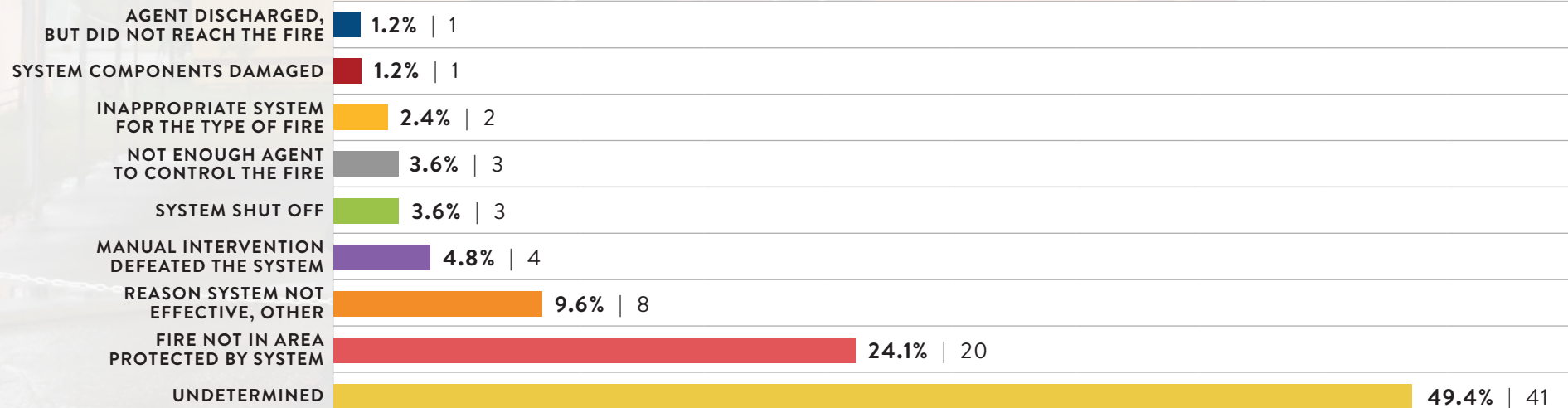
Fire Sprinkler Presence



Fire Sprinkler Operation



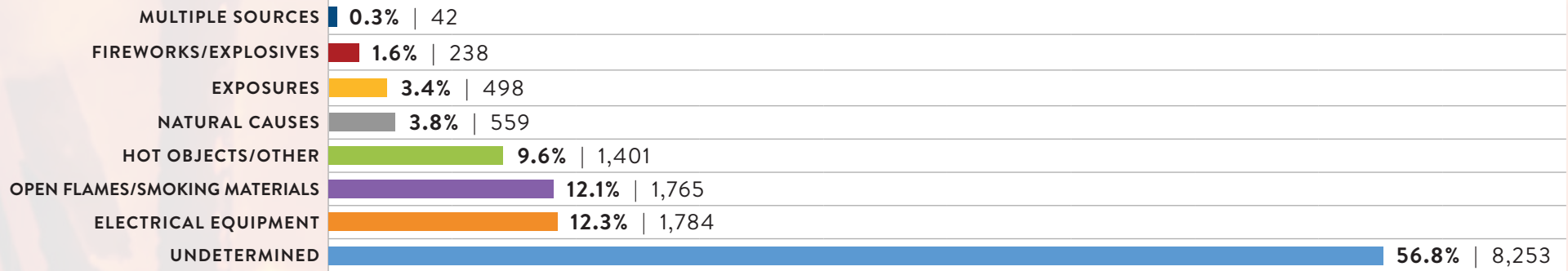
Fire Sprinkler Failure



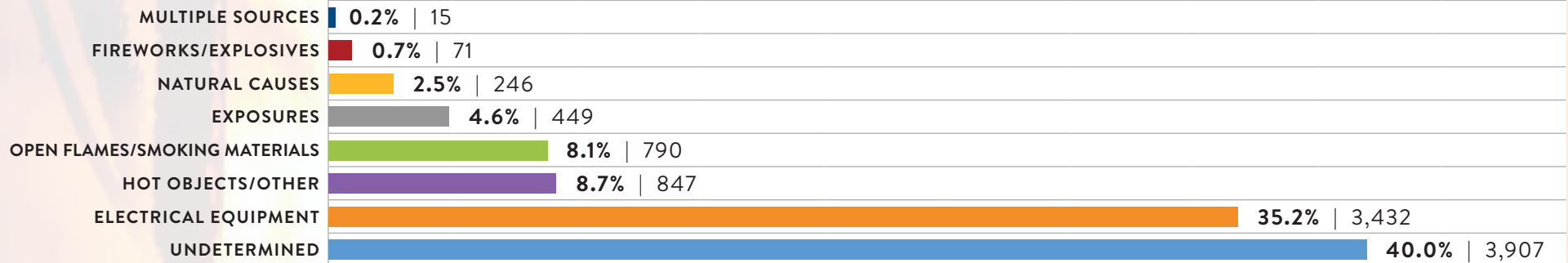
This data is collected by NFIRS and reflects validated incidents from reporting fire departments.

Heat Source

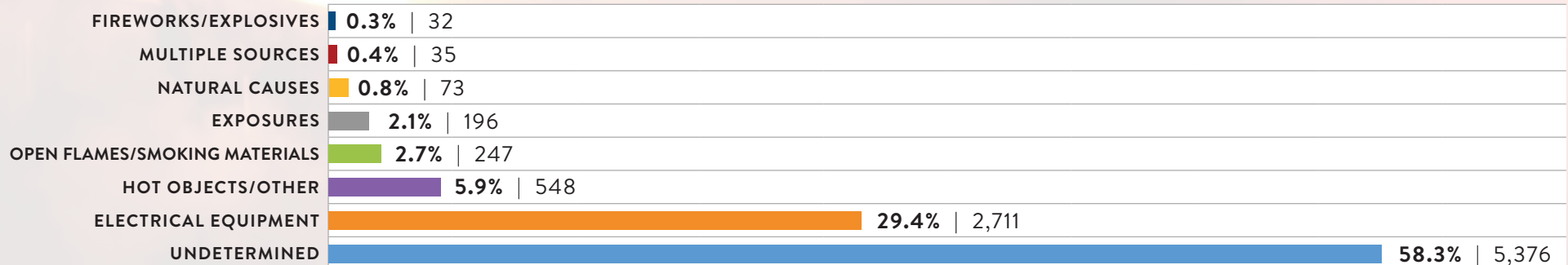
Other Fires



Structure Fires



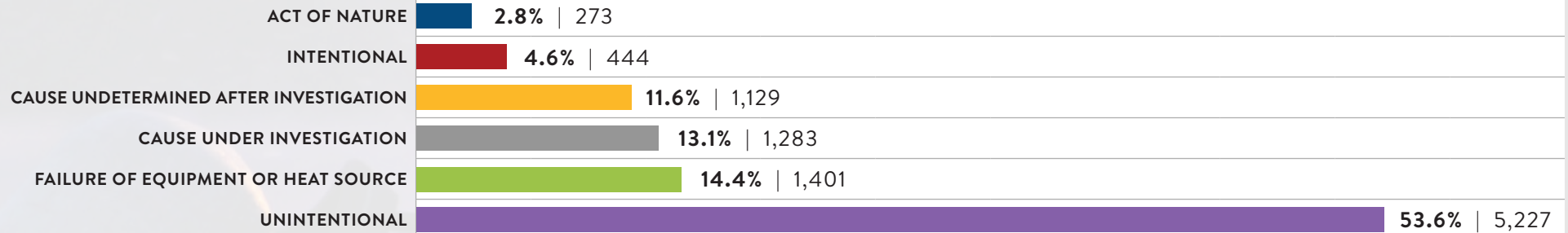
Vehicle Fires



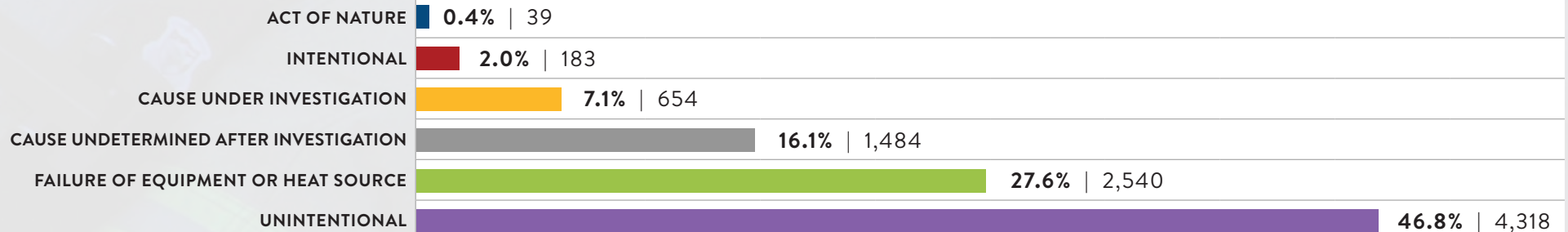
This data is collected by NFIRS and reflects validated incidents from reporting fire departments.

Cause of Ignition

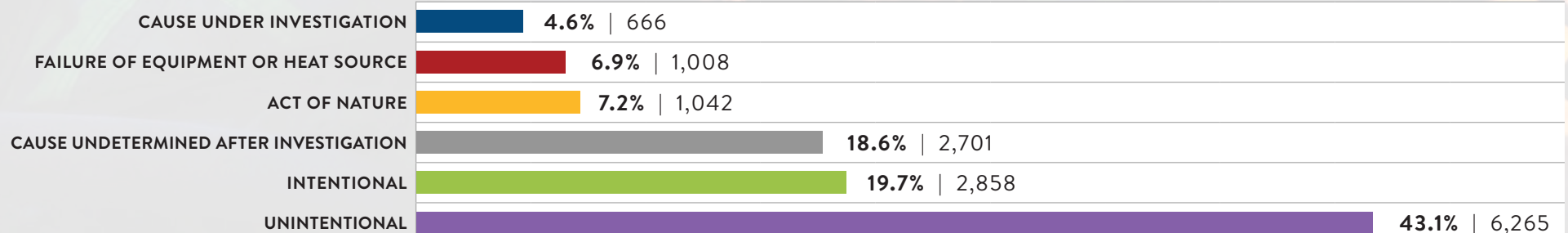
Structure Fires



Vehicle Fires



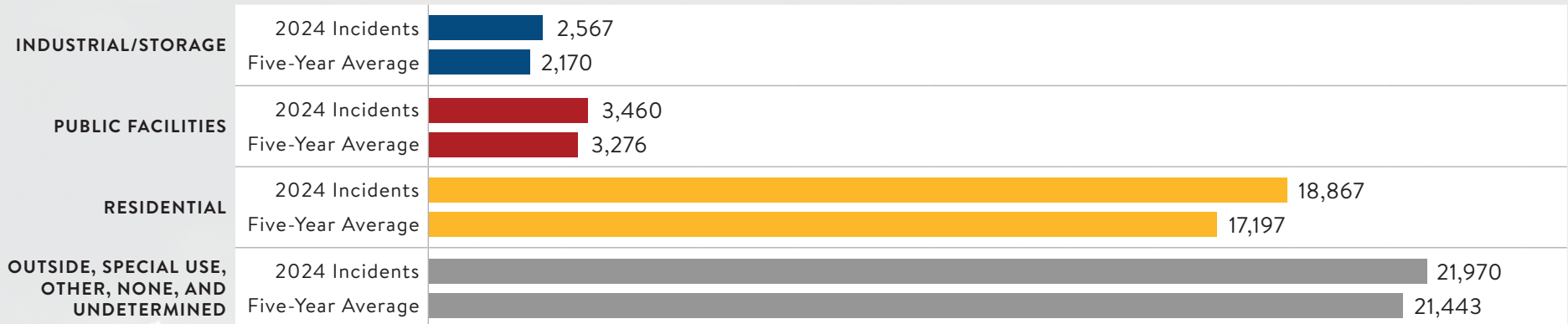
Other Fires



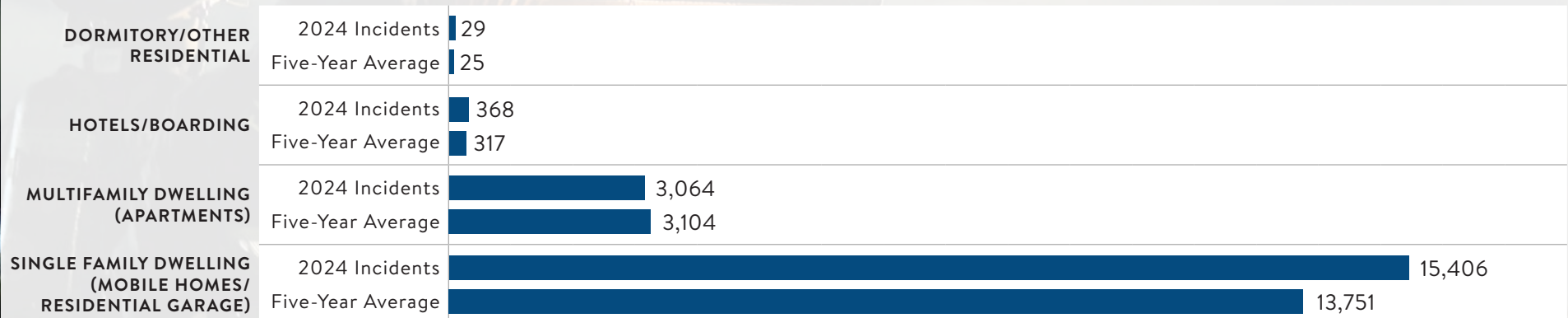
This data is collected by NFIRS and reflects validated incidents from reporting fire departments.

Total Fires Compared to Five-Year Average by Property Use

Overview



Residential



| | 2024 Incidents | Five-Year Average Incident | Difference | 2024 Dollar Loss | Five-Year Average Dollar Loss |
|-----------------------------|----------------|----------------------------|------------|------------------|-------------------------------|
| Dormitory/Other Residential | 29 | 25 | 13.1% | \$45,250 | \$121,718 |
| Hotels/Boarding | 368 | 317 | 13.9% | \$4,710,012 | \$2,740,448 |
| Multifamily Dwelling | 3,064 | 3,104 | -1.3% | \$38,047,453 | \$29,057,126 |
| Single Family Dwelling | 15,406 | 13,751 | 10.7% | \$316,502,746 | \$162,357,812 |

This data is collected by NFIRS and reflects validated incidents from reporting fire departments.

Outside, Special Use, Other, None, and Undetermined

| | | |
|--------------------------------|-------------------|--------|
| UNDETERMINED | 2024 Incidents | 1,518 |
| | Five-Year Average | 1,281 |
| PROPERTY USE, OTHER | 2024 Incidents | 625 |
| | Five-Year Average | 507 |
| NONE (NON-BUILDING STRUCTURES) | 2024 Incidents | 751 |
| | Five-Year Average | 673 |
| OUTSIDE OR SPECIAL PROPERTY | 2024 Incidents | 19,076 |
| | Five-Year Average | 18,982 |

Industrial/Storage


| | | |
|----------------|-------------------|-------|
| MANUFACTURING | 2024 Incidents | 112 |
| | Five-Year Average | 131 |
| STORAGE | 2024 Incidents | 1,021 |
| | Five-Year Average | 944 |
| BASIC INDUSTRY | 2024 Incidents | 1,434 |
| | Five-Year Average | 1,096 |

| | 2024 Incidents | Five-Year Average Incident | Difference | 2024 Dollar Loss | Five-Year Average Dollar Loss |
|--------------------------------|----------------|----------------------------|------------|------------------|-------------------------------|
| Undetermined | 1,518 | 1,281 | 15.6% | \$721,954 | \$309,221 |
| Property Use, Other | 625 | 507 | 18.9% | \$1,595,295 | \$1,042,513 |
| None (Non-Building Structures) | 751 | 673 | 10.4% | \$3,978,556 | \$1,675,282 |
| Outside or Special Property | 19,076 | 18,982 | 0.5% | \$106,350,252 | \$91,387,886 |
| Manufacturing | 112 | 131 | -16.6% | \$5,380,572 | \$3,377,133 |
| Storage | 1,021 | 944 | 7.5% | \$33,688,310 | \$34,029,123 |
| Basic Industry | 1,434 | 1,096 | 23.6% | \$8,633,470 | \$7,325,777 |

This data is collected by NFIRS and reflects validated incidents from reporting fire departments.

Total Fires Compared to Five-Year Average by Property Use

Public Facilities



| | 2024 Incidents | Five-Year Average Incident | Difference | 2024 Dollar Loss | Five-Year Average Dollar Loss |
|--|----------------|----------------------------|------------|------------------|-------------------------------|
| Educational | 145 | 157 | -8.1% | \$606,514 | \$1,164,343 |
| Health Care (Institution) | 258 | 243 | 5.8% | \$10,823,416 | \$2,006,021 |
| Assembly | 1,213 | 1,083 | 10.7% | \$16,853,727 | \$14,177,111 |
| Mercantile (Eating, Drinking, Stores, Offices) | 1,844 | 1,794 | 2.7% | \$23,358,625 | \$20,205,960 |

This data is collected by NFIRS and reflects validated incidents from reporting fire departments.



Florida Counties Fire and Non-Fire Totals

| Counties | Exposure Fires | False Alarms | Other Calls | Other Fires | Rescue EMS | Structure Fires | Vehicle Fires | Grand Total |
|--------------|----------------|--------------|-------------|-------------|------------|-----------------|---------------|-------------|
| Alachua | | 1,598 | 2,980 | 332 | 1,337 | 107 | 92 | 6,446 |
| Baker | | 76 | 603 | 77 | 3310 | 7 | 33 | 4,106 |
| Bay | 11 | 2,416 | 7,220 | 221 | 18,850 | 151 | 95 | 28,964 |
| Bradford | | 189 | 884 | 77 | 7,311 | 30 | 25 | 8,516 |
| Brevard | 3 | 4,846 | 23,588 | 682 | 42,753 | 233 | 193 | 72,298 |
| Broward | | 18,262 | 47,044 | 891 | 158,080 | 546 | 539 | 225,362 |
| Calhoun | | 10 | 142 | 35 | 442 | 4 | 5 | 638 |
| Charlotte | 24 | 1,655 | 7,911 | 370 | 25,924 | 88 | 103 | 36,075 |
| Citrus | 26 | 799 | 5,296 | 221 | 11,049 | 93 | 76 | 17,560 |
| Clay | | 1,212 | 5,775 | 239 | 19,710 | 87 | 78 | 27,101 |
| Collier | 5 | 4,425 | 15,628 | 210 | 32,820 | 102 | 103 | 53,293 |
| Columbia | 2 | 392 | 2,226 | 206 | 5,283 | 62 | 72 | 8,243 |
| Dade | 14 | 29,581 | 51,083 | 3,383 | 288,462 | 1,331 | 968 | 374,822 |
| Dixie | | 16 | 735 | 59 | 3,520 | 26 | 24 | 4,380 |
| Duval | | 11,527 | 42,702 | 1,658 | 112,897 | 389 | 463 | 169,636 |
| Escambia | 9 | 2,749 | 7,628 | 627 | 12,500 | 400 | 141 | 24,054 |
| Flagler | | 1,346 | 9,325 | 180 | 19,743 | 53 | 63 | 30,710 |
| Franklin | | 14 | 5 | 9 | 223 | 1 | | 252 |
| Gadsden | 2 | 249 | 2,680 | 50 | 7,304 | 43 | 18 | 10,346 |
| Gilchrist | 1 | 17 | 265 | 28 | 878 | 10 | 10 | 1,209 |
| Glades | | 191 | 1,250 | 54 | 4,034 | 19 | 22 | 5,570 |
| Gulf | | 10 | 12 | 2 | 2 | 1 | 1 | 28 |
| Hamilton | | 7 | 143 | 30 | 139 | 7 | 15 | 341 |
| Hardee | | 80 | 442 | 81 | 2,379 | 24 | 14 | 3,020 |
| Hendry | | 240 | 1,050 | 77 | 1,598 | 13 | 21 | 2,999 |
| Hernando | 6 | 1,907 | 7,115 | 329 | 31,676 | 134 | 97 | 41,264 |
| Highlands | 3 | 845 | 4,322 | 362 | 19,815 | 99 | 64 | 25,510 |
| Hillsborough | 11 | 12,213 | 34,607 | 2,258 | 146,535 | 728 | 611 | 196,963 |
| Holmes | 1 | 26 | 188 | 18 | 118 | 2 | 5 | 358 |
| Indian River | 2 | 1,472 | 3,175 | 308 | 23,732 | 82 | 57 | 28,828 |
| Jackson | | 118 | 460 | 60 | 6,337 | 19 | 16 | 7,010 |
| Jefferson | | 12 | 111 | 29 | 22 | 5 | 12 | 191 |
| Lafayette | | | | | | 1 | | 1 |
| Lake | 2 | 2,413 | 16,924 | 624 | 51,032 | 219 | 186 | 71,400 |
| Lee | 7 | 5,604 | 30,292 | 745 | 71,661 | 322 | 222 | 108,853 |
| Leon | 40 | 2,162 | 14,633 | 501 | 16,151 | 229 | 137 | 33,853 |
| Levy | | 71 | 504 | 34 | 1,034 | 6 | 6 | 1,655 |

This data is collected by NFIRS and reflects validated incidents from reporting fire departments.

| Counties | Civilian Injuries | FireFighters Injuries | Mutual Aid Given | Total Incidents | Total Loss |
|--------------|-------------------|-----------------------|------------------|-----------------|--------------|
| Alachua | 3 | 0 | 3,836 | 6,446 | \$4,539,795 |
| Baker | 1 | 0 | 40 | 4,106 | \$1,080,981 |
| Bay | 1 | 4 | 328 | 28,953 | \$2,355,904 |
| Bradford | 1 | 0 | 425 | 8,516 | \$1,096,400 |
| Brevard | 18 | 77 | 2,543 | 72,295 | \$12,375,857 |
| Broward | 13 | 87 | 7,921 | 225,363 | \$52,284,772 |
| Calhoun | 0 | 0 | 17 | 638 | \$847,050 |
| Charlotte | 11 | 0 | 5,669 | 36,117 | \$7,356,435 |
| Citrus | 9 | 1 | 299 | 17,534 | \$7,484,314 |
| Clay | 4 | 7 | 635 | 27,101 | \$2,473,773 |
| Collier | 5 | 24 | 636 | 53,289 | \$6,064,011 |
| Columbia | 2 | 0 | 50 | 8241 | \$5,494,636 |
| Dade | 156 | 6 | 728 | 374,815 | \$97,060,194 |
| Dixie | 0 | 0 | 54 | 4380 | \$- |
| Duval | 7 | 0 | 3,800 | 169,636 | \$- |
| Escambia | 11 | 23 | 139 | 24,045 | \$12,745,907 |
| Flagler | 0 | 4 | 1,283 | 30,710 | \$7,700,776 |
| Franklin | 0 | 0 | 3 | 252 | \$5,000 |
| Gadsden | 0 | 0 | 400 | 10344 | \$3,041,804 |
| Gilchrist | 0 | 0 | 146 | 1,208 | \$1,186,411 |
| Glades | 0 | 0 | 157 | 5,570 | \$779,244 |
| Gulf | 0 | 0 | 31 | 28 | \$10,000 |
| Hamilton | 0 | 0 | 4 | 341 | \$1,067,000 |
| Hardee | 0 | 0 | 100 | 3,040 | \$772,202 |
| Hendry | 0 | 0 | 133 | 2,999 | \$25,000 |
| Hernando | 8 | 3 | 88 | 41,258 | \$6,917,700 |
| Highlands | 3 | 4 | 70 | 25,507 | \$14,160,944 |
| Hillsborough | 39 | 14 | 712 | 196,952 | \$52,270,563 |
| Holmes | 0 | 0 | 142 | 357 | \$5,000 |
| Indian River | 0 | 0 | 341 | 28,826 | \$7,702,376 |
| Jackson | 0 | 0 | 739 | 7,010 | \$90,550 |
| Jefferson | 0 | 0 | | 191 | \$1,284,900 |
| Lafayette | 0 | 0 | | 1 | \$70,000 |
| Lake | 5 | 57 | 1,819 | 71,398 | \$9,132,895 |
| Lee | 27 | 14 | 4,691 | 108,854 | \$15,888,354 |
| Leon | 10 | 6 | 1,361 | 33,813 | \$15,567,887 |
| Levy | 0 | 0 | 2,020 | 1,655 | \$235,100 |

Florida Counties Fire and Non-Fire Totals

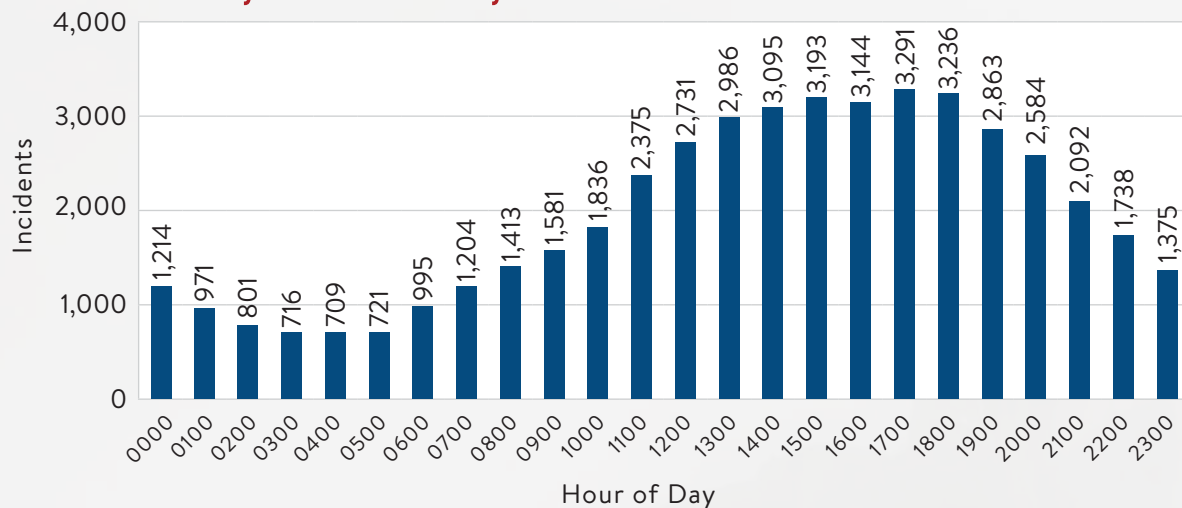
| Counties | Exposure Fires | False Alarms | Other Calls | Other Fires | Rescue EMS | Structure Fires | Vehicle Fires | Grand Total |
|-------------|----------------|--------------|-------------|-------------|------------|-----------------|---------------|-------------|
| Liberty | | | 16 | 6 | 14 | | | 36 |
| Madison | | 70 | 374 | 51 | 588 | 21 | 14 | 1118 |
| Manatee | 14 | 3959 | 9612 | 486 | 25291 | 122 | 132 | 39616 |
| Marion | | 2741 | 24984 | 802 | 83483 | 313 | 240 | 112563 |
| Martin | | 1537 | 8233 | 283 | 22764 | 68 | 90 | 32975 |
| Monroe | | 1355 | 1469 | 61 | 8644 | 42 | 30 | 11601 |
| Nassau | 5 | 838 | 3047 | 162 | 11456 | 76 | 55 | 15639 |
| Okaloosa | | 1524 | 4294 | 149 | 14214 | 75 | 37 | 20293 |
| Okeechobee | | 135 | 975 | 159 | 5668 | 46 | 45 | 7028 |
| Orange | 26 | 19629 | 29761 | 2088 | 173232 | 1034 | 592 | 226362 |
| Osceola | 16 | 4525 | 8523 | 579 | 41556 | 225 | 176 | 55600 |
| Palm Beach | | 19393 | 46876 | 1098 | 202692 | 782 | 409 | 271250 |
| Pasco | 85 | 4194 | 19139 | 653 | 77321 | 373 | 262 | 102027 |
| Pinellas | 21 | 9254 | 45202 | 918 | 163903 | 643 | 311 | 220252 |
| Polk | 32 | 4786 | 30740 | 818 | 123087 | 505 | 345 | 160313 |
| Putnam | 12 | 478 | 3309 | 334 | 16688 | 125 | 70 | 21016 |
| Santa Rosa | 4 | 797 | 2985 | 93 | 5264 | 35 | 49 | 9227 |
| Sarasota | 1 | 6334 | 13217 | 821 | 68827 | 288 | 176 | 89664 |
| Seminole | | 2529 | 9118 | 331 | 32944 | 89 | 82 | 45093 |
| St. Johns | 1 | 2152 | 7481 | 214 | 20061 | 127 | 83 | 30119 |
| St. Lucie | 1 | 3150 | 7327 | 484 | 52978 | 286 | 162 | 64388 |
| Sumter | 1 | 1082 | 7002 | 205 | 28972 | 129 | 106 | 37497 |
| Suwannee | 3 | 198 | 719 | 218 | 7043 | 49 | 62 | 8292 |
| Taylor | | 60 | 431 | 115 | 393 | 26 | 14 | 1039 |
| Union | 1 | 41 | 119 | 36 | 151 | 17 | 10 | 375 |
| Volusia | 1 | 4045 | 23458 | 506 | 50885 | 196 | 160 | 79251 |
| Wakulla | 7 | 101 | 766 | 50 | 1243 | 26 | 20 | 2213 |
| Walton | | 1222 | 2989 | 193 | 9767 | 43 | 36 | 14250 |
| Washington | | 34 | 293 | 53 | 103 | 27 | 15 | 525 |
| Grand Total | 400 | 204,913 | 661,407 | 27,033 | 2,397,893 | 11,461 | 8,370 | 3,311,477 |

This data is collected by NFIRS and reflects validated incidents from reporting fire departments.

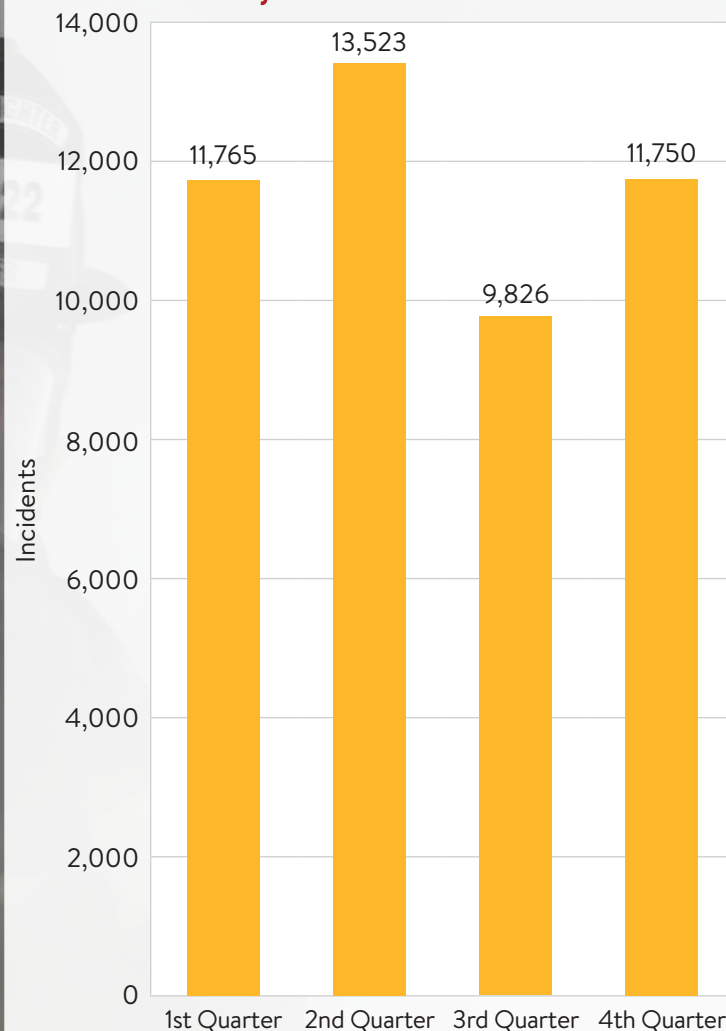
| Counties | Civilian Injuries | FireFighters Injuries | Mutual Aid Given | Total Incidents | Total Loss |
|--------------------|-------------------|-----------------------|------------------|-----------------|---------------|
| Liberty | 0 | 0 | 181 | 36 | \$- |
| Madison | 0 | 0 | 38 | 1118 | \$835,315 |
| Manatee | 284 | 8 | 2912 | 39602 | \$6,842,048 |
| Marion | 5 | 1 | 884 | 112563 | \$23,378,987 |
| Martin | 16 | 3 | 673 | 32975 | \$7,571,537 |
| Monroe | 1 | 0 | 164 | 11601 | \$4,196,671 |
| Nassau | 8 | 7 | 451 | 15634 | \$3,457,536 |
| Okaloosa | 4 | 12 | 1107 | 20293 | \$672,270 |
| Okeechobee | 1 | 0 | 12 | 7028 | \$3,612,151 |
| Orange | 25 | 143 | 5223 | 226336 | \$31,555,444 |
| Osceola | 8 | 90 | 1665 | 55584 | \$4,256,782 |
| Palm Beach | 83 | 302 | 3053 | 271370 | \$23,718,388 |
| Pasco | 60 | 5 | 2992 | 101943 | \$20,059,297 |
| Pinellas | 42 | 772 | 5071 | 220231 | \$33,608,902 |
| Polk | 18 | 16 | 2707 | 160282 | \$18,057,476 |
| Putnam | 3 | 0 | 786 | 21008 | \$7,252,204 |
| Santa Rosa | 1 | 10 | 555 | 9224 | \$371,641 |
| Sarasota | 509 | 14 | 2294 | 89668 | \$15,838,183 |
| Seminole | 7 | 14 | 14296 | 45095 | \$3,327,522 |
| St. Johns | 1 | 8 | 476 | 30118 | \$568,551 |
| St. Lucie | 7 | 5 | 189 | 64389 | \$7,150,296 |
| Sumter | 12 | 14 | 223 | 37497 | \$9,676,676 |
| Suwannee | 0 | 0 | 211 | 8289 | \$7,288,214 |
| Taylor | 0 | 0 | 73 | 1039 | \$3,378,840 |
| Union | 0 | 0 | 2 | 374 | \$652,300 |
| Volusia | 3 | 4 | 4042 | 79254 | \$9,209,869 |
| Wakulla | 1 | 0 | 1 | 2206 | \$1,749,910 |
| Walton | 1 | 0 | 747 | 14250 | \$4,741,991 |
| Washington | 0 | 1 | 69 | 525 | \$81,500 |
| Grand Total | 1,434 | 1,760 | 92,457 | 3,311,321 | \$604,284,236 |

Fire-Related Incidents by Hour, Month, and Quarter

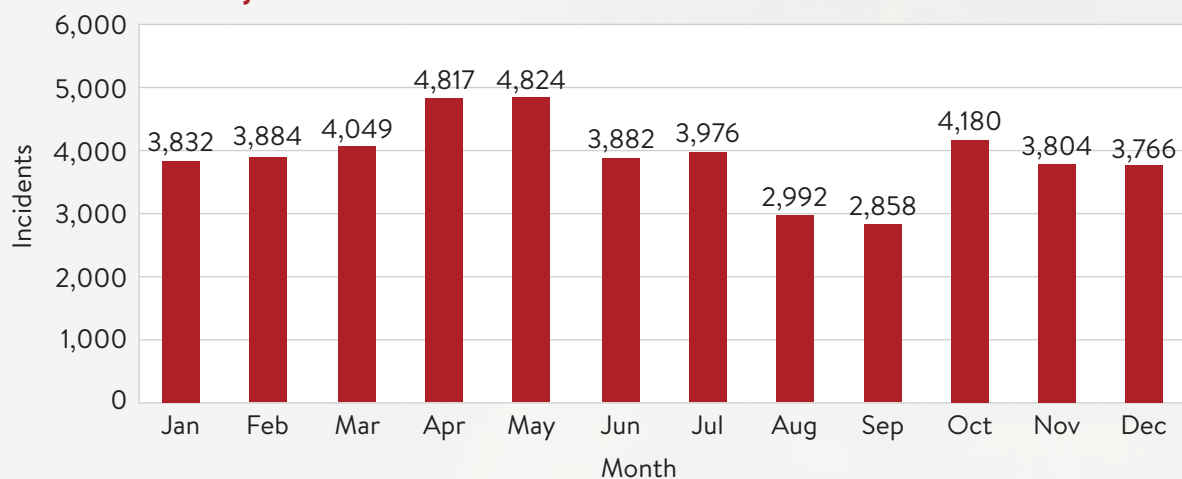
Fires by Hour of the Day



Fires by Quarter

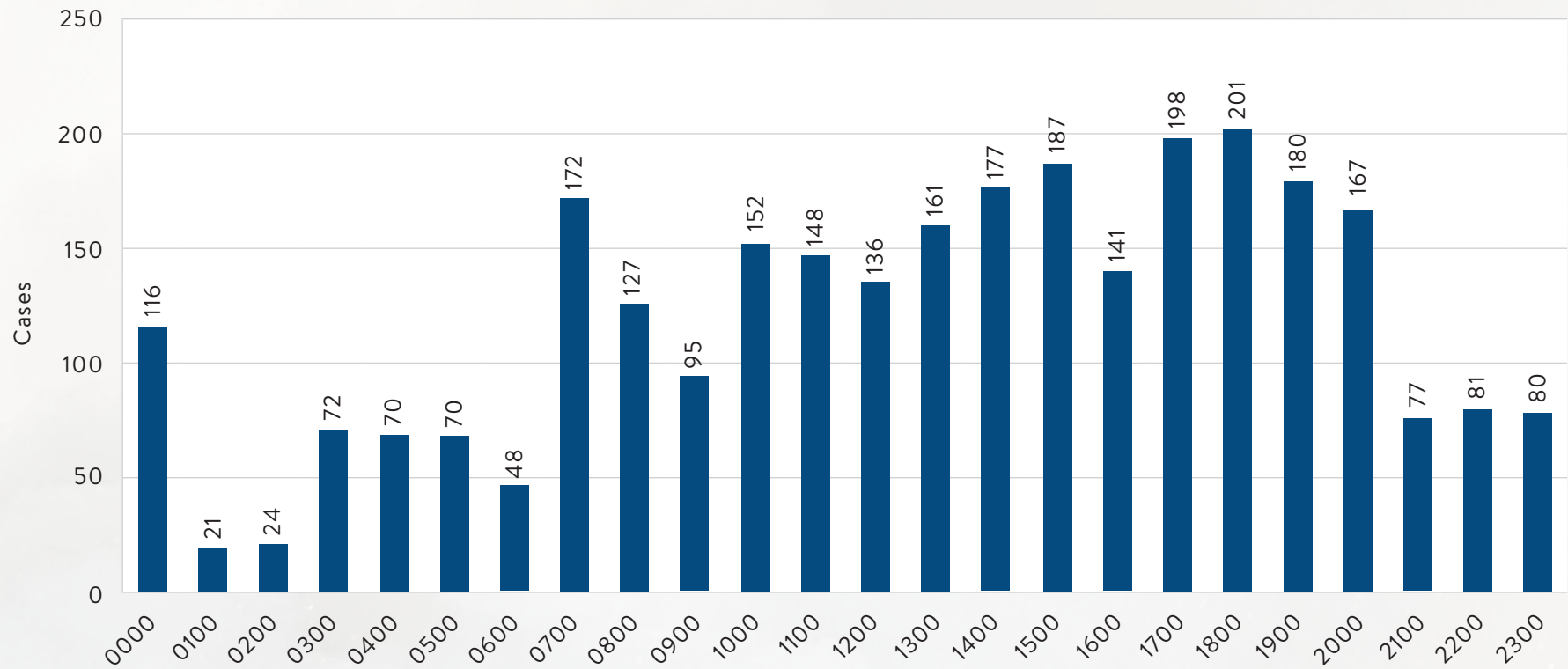


Fires by Month



This data is collected by NFIRS and reflects validated incidents from reporting fire departments.

Firefighter Injuries by Hour of the Day

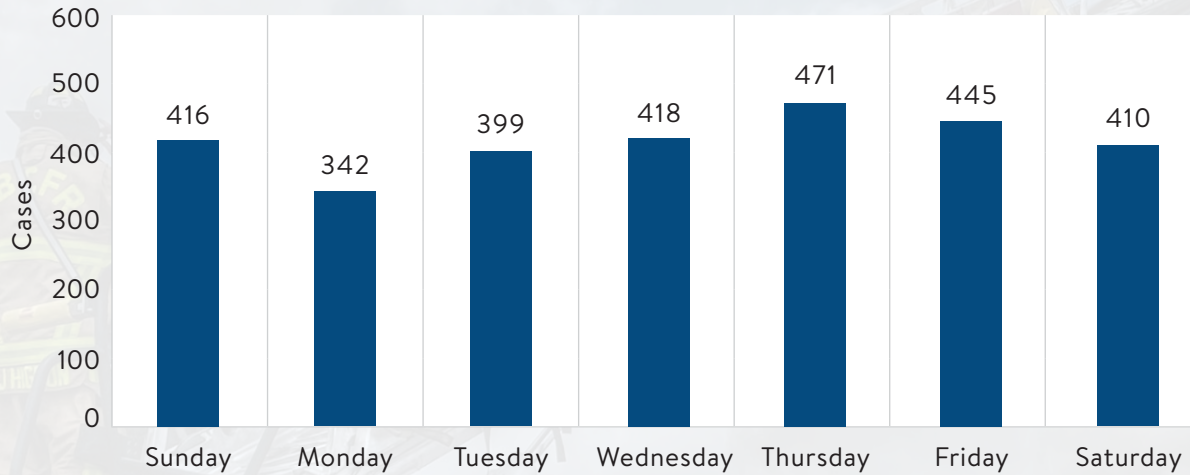


This data is collected by NFIRS and reflects validated incidents from reporting fire departments.

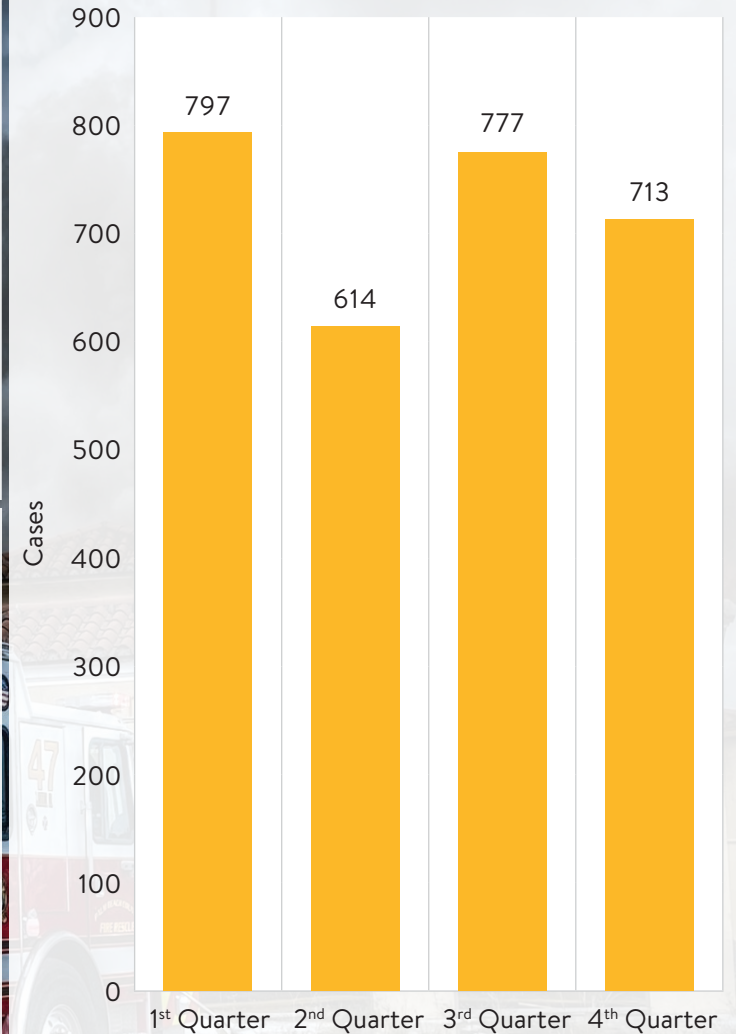


Firefighter Injuries by Day, Month, and Quarter of the Year

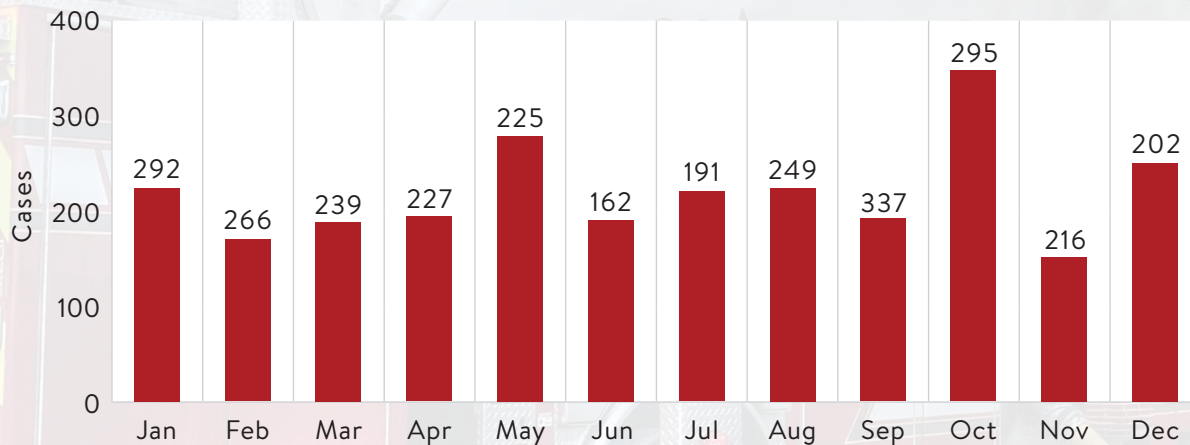
Firefighter Injuries by Day of the Week



Firefighter Injuries by Quarter



Firefighter Injuries by Month

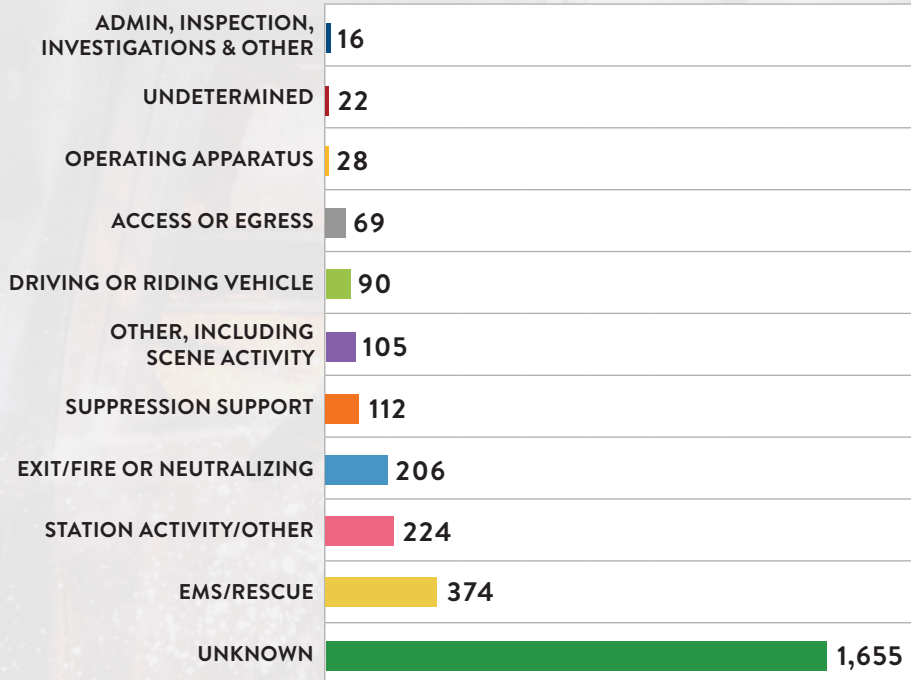


This data is collected by NIFRS and reflects validated incidents from reporting fire departments.

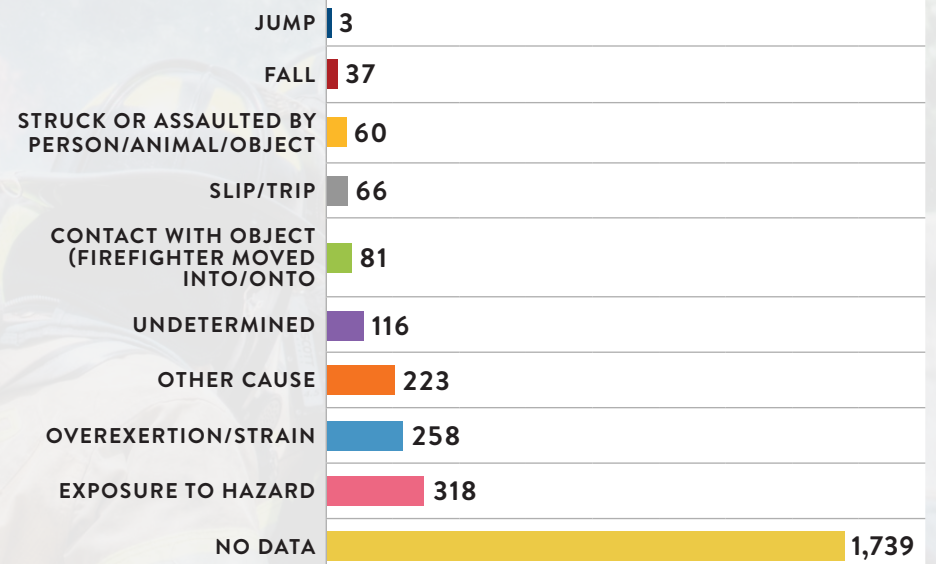
Firefighter Injuries

Firefighters throughout Florida deal with a variety of hazards while performing their duties. These hazards include, but are not limited to, smoke inhalation, burns, straining body parts, exposure to chemicals, and stress.

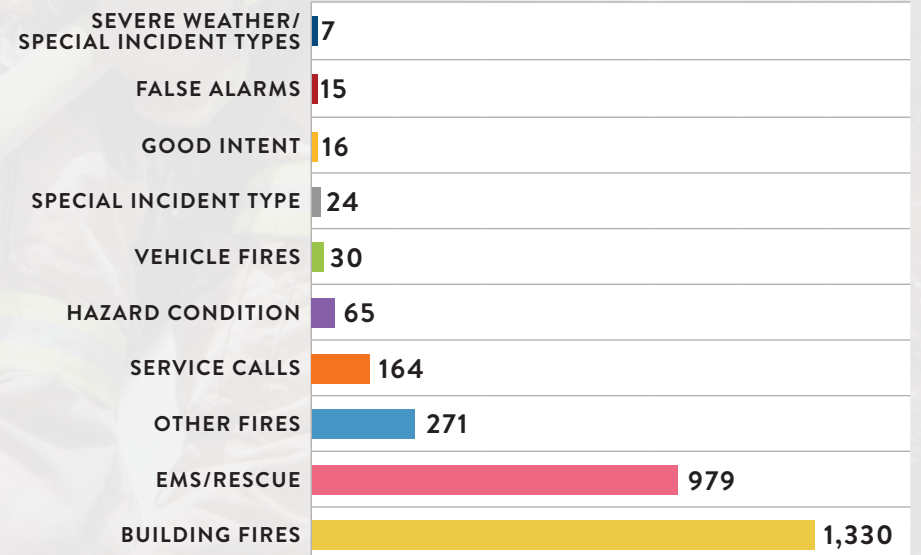
Activity at Time of Injury



Cause of Fire-Related Injury



Incident Types Resulting in Injuries




This data is collected by NFIRS and reflects validated incidents from reporting fire departments.



Florida Forest Service

Florida Wildfires by County and Acres Burned




| County | Total Wildfires | | 0.1 - 0.2 AC | | 0.3 - 9 AC | | 10 - 99 AC | |
|--------------|-----------------|----------|----------------|------------|----------------|------------|----------------|------------|
| | # Wildfires | # Acres | % of Wildfires | % of Acres | % of Wildfires | % of Acres | % of Wildfires | % of Acres |
| Alachua | 36 | 194.66 | 9.00 | 1.30 | 21.00 | 41.86 | 6.00 | 151.50 |
| Baker | 25 | 104.59 | 9.00 | 1.20 | 13.00 | 36.39 | 3.00 | 67.00 |
| Bay | 33 | 478.60 | 7.00 | 1.10 | 18.00 | 31.50 | 7.00 | 146.00 |
| Bradford | 17 | 132.75 | 6.00 | 0.75 | 9.00 | 22.00 | 1.00 | 10.00 |
| Brevard | 28 | 793.50 | 2.00 | 0.50 | 14.00 | 38.80 | 10.00 | 308.00 |
| Broward | 6 | 49.35 | 2.00 | 0.35 | 3.00 | 9.00 | 1.00 | 40.00 |
| Calhoun | 11 | 57.70 | 1.00 | 0.10 | 8.00 | 17.60 | 2.00 | 40.00 |
| Charlotte | 37 | 474.25 | 14.00 | 1.80 | 16.00 | 28.85 | 5.00 | 137.60 |
| Citrus | 25 | 73.70 | 8.00 | 1.40 | 15.00 | 26.00 | 2.00 | 46.30 |
| Clay | 32 | 84.51 | 13.00 | 2.00 | 16.00 | 28.33 | 3.00 | 54.18 |
| Collier | 40 | 175.51 | 20.00 | 3.00 | 15.00 | 25.21 | 5.00 | 147.30 |
| Columbia | 38 | 80.10 | 15.00 | 2.25 | 22.00 | 52.85 | 1.00 | 25.00 |
| DeSoto | 12 | 35.30 | 3.00 | 0.30 | 8.00 | 25.00 | 1.00 | 10.00 |
| Dixie | 54 | 170.10 | 27.00 | 4.20 | 20.00 | 45.40 | 7.00 | 120.50 |
| Duval | 19 | 62.21 | 7.00 | 1.00 | 10.00 | 29.20 | 2.00 | 32.01 |
| Escambia | 21 | 149.10 | 3.00 | 0.45 | 13.00 | 20.65 | 5.00 | 128.00 |
| Flagler | 34 | 129.40 | 15.00 | 1.85 | 16.00 | 35.35 | 3.00 | 92.20 |
| Franklin | 9 | 108.76 | 2.00 | 0.36 | 5.00 | 12.30 | 2.00 | 96.10 |
| Gadsden | 28 | 76.05 | 9.00 | 1.25 | 17.00 | 34.70 | 2.00 | 40.10 |
| Gilchrist | 11 | 186.45 | 3.00 | 0.45 | 4.00 | 9.00 | 3.00 | 63.00 |
| Glades | 36 | 5,029.47 | 9.00 | 1.15 | 13.00 | 26.32 | 13.00 | 402.00 |
| Gulf | 8 | 13.28 | 3.00 | 0.30 | 5.00 | 12.98 | | |
| Hamilton | 37 | 129.85 | 14.00 | 1.85 | 19.00 | 55.00 | 4.00 | 73.00 |
| Hardee | 23 | 2,462.82 | 5.00 | 0.75 | 10.00 | 34.00 | 3.00 | 48.07 |
| Hendry | 52 | 1,020.54 | 14.00 | 2.30 | 25.00 | 74.44 | 9.00 | 204.90 |
| Hernando | 17 | 507.37 | 1.00 | 0.10 | 14.00 | 21.27 | | |
| Highlands | 116 | 1,846.37 | 43.00 | 6.15 | 58.00 | 153.32 | 11.00 | 262.60 |
| Hillsborough | 26 | 2,663.75 | 3.00 | 0.75 | 11.00 | 25.50 | 7.00 | 200.00 |
| Holmes | 14 | 47.95 | 3.00 | 0.45 | 10.00 | 33.00 | 1.00 | 14.50 |
| Indian River | 22 | 217.85 | 8.00 | 1.40 | 7.00 | 10.50 | 7.00 | 205.95 |
| Jackson | 40 | 181.65 | 9.00 | 1.20 | 28.00 | 59.45 | 3.00 | 121.00 |
| Jefferson | 11 | 26.85 | 2.00 | 0.20 | 9.00 | 26.65 | | |
| Lafayette | 18 | 19.15 | 11.00 | 1.40 | 7.00 | 17.75 | | |
| Lake | 24 | 345.16 | 3.00 | 0.34 | 17.00 | 33.03 | 3.00 | 130.50 |
| Lee | 62 | 335.07 | 20.00 | 3.05 | 37.00 | 72.02 | 4.00 | 140.00 |

| County | 100 - 299 AC | | 300 - 999 AC | | 1000 - 4999 AC | | 5000 & Up | |
|--------------|--------------|---------|----------------|------------|----------------|------------|----------------|------------|
| | % Wildfires | % Acres | % of Wildfires | % of Acres | % of Wildfires | % of Acres | % of Wildfires | % of Acres |
| Alachua | | | | | | | | |
| Baker | | | | | | | | |
| Bay | | | 1.00 | 300.00 | | | | |
| Bradford | 1.00 | 100.00 | | | | | | |
| Brevard | 2.00 | 446.20 | | | | | | |
| Broward | | | | | | | | |
| Calhoun | | | | | | | | |
| Charlotte | 2.00 | 306.00 | | | | | | |
| Citrus | | | | | | | | |
| Clay | | | | | | | | |
| Collier | | | | | | | | |
| Columbia | | | | | | | | |
| DeSoto | | | | | | | | |
| Dixie | | | | | | | | |
| Duval | | | | | | | | |
| Escambia | | | | | | | | |
| Flagler | | | | | | | | |
| Franklin | | | | | | | | |
| Gadsden | | | | | | | | |
| Gilchrist | 1.00 | 114.00 | | | | | | |
| Glades | | | | | 1.00 | 4,600.00 | | |
| Gulf | | | | | | | | |
| Hamilton | | | | | | | | |
| Hardee | 3.00 | 466.00 | 1.00 | 514.00 | 1.00 | 1,400.00 | | |
| Hendry | 4.00 | 738.90 | | | | | | |
| Hernando | 1.00 | 175.00 | 1.00 | 311.00 | | | | |
| Highlands | 2.00 | 390.00 | 2.00 | 1,034.30 | | | | |
| Hillsborough | 3.00 | 612.50 | 1.00 | 325.00 | 1.00 | 1,500.00 | | |
| Holmes | | | | | | | | |
| Indian River | | | | | | | | |
| Jackson | | | | | | | | |
| Jefferson | | | | | | | | |
| Lafayette | | | | | | | | |
| Lake | 1.00 | 181.29 | | | | | | |
| Lee | 1.00 | 120.00 | | | | | | |




Florida Forest Service

Florida Wildfires by County and Acres Burned



| County | Total Wildfires | | A 0.1 - 0.2 AC | | B 0.3 - 9 AC | | C 10 - 99 AC | |
|-------------|-----------------|-----------|----------------|------------|----------------|------------|----------------|------------|
| | # Wildfires | # Acres | % of Wildfires | % of Acres | % of Wildfires | % of Acres | % of Wildfires | % of Acres |
| Leon | 10 | 27.50 | 3.00 | 0.30 | 6.00 | 10.00 | 1.00 | 17.20 |
| Levy | 72 | 265.40 | 32.00 | 5.41 | 37.00 | 80.79 | 2.00 | 60.20 |
| Liberty | 6 | 9.01 | 1.00 | 0.25 | 5.00 | 8.76 | | |
| Madison | 39 | 117.05 | 12.00 | 1.30 | 24.00 | 58.75 | 3.00 | 57.00 |
| Manatee | 37 | 449.60 | 8.00 | 1.20 | 23.00 | 48.40 | 5.00 | 137.00 |
| Marion | 55 | 493.93 | 6.00 | 0.97 | 33.00 | 87.13 | 16.00 | 405.83 |
| Martin | 32 | 815.70 | 4.00 | 0.65 | 12.00 | 28.35 | 13.00 | 267.40 |
| Miami-Dade | 32 | 905.67 | 3.00 | 0.45 | 16.00 | 42.72 | 10.00 | 247.50 |
| Nassau | 18 | 53.37 | 11.00 | 1.72 | 4.00 | 11.15 | 3.00 | 40.50 |
| Okaloosa | 23 | 369.81 | 6.00 | 0.90 | 12.00 | 37.91 | 4.00 | 192.00 |
| Okeechobee | 61 | 294.06 | 26.00 | 3.65 | 27.00 | 68.91 | 8.00 | 221.50 |
| Orange | 21 | 795.26 | 1.00 | 0.25 | 14.00 | 36.01 | 4.00 | 149.00 |
| Osceola | 40 | 1,319.38 | 7.00 | 1.38 | 13.00 | 25.00 | 17.00 | 647.00 |
| Palm Beach | 14 | 6,570.10 | 3.00 | 0.60 | 4.00 | 20.50 | 5.00 | 199.00 |
| Pasco | 26 | 131.51 | 6.00 | 1.05 | 14.00 | 28.46 | 6.00 | 102.00 |
| Pinellas | 1 | 1.00 | | | 1.00 | 1.00 | | |
| Polk | 110 | 12,306.03 | 2.00 | 0.35 | 59.00 | 176.00 | 34.00 | 1,132.00 |
| Putnam | 87 | 747.55 | 39.00 | 5.55 | 40.00 | 86.00 | 6.00 | 171.00 |
| Santa Rosa | 68 | 872.17 | 19.00 | 2.72 | 32.00 | 77.45 | 16.00 | 572.00 |
| Sarasota | 43 | 716.28 | 12.00 | 1.50 | 22.00 | 45.52 | 6.00 | 236.26 |
| Seminole | 9 | 666.10 | 1.00 | 0.10 | 2.00 | 9.00 | 4.00 | 157.00 |
| St. Johns | 30 | 123.92 | 8.00 | 1.20 | 17.00 | 33.12 | 5.00 | 89.60 |
| St. Lucie | 24 | 1,000.75 | 5.00 | 0.65 | 11.00 | 34.00 | 6.00 | 216.70 |
| Sumter | 4 | 16.75 | 1.00 | 0.10 | 2.00 | 5.55 | 1.00 | 11.10 |
| Suwannee | 66 | 168.23 | 19.00 | 2.40 | 42.00 | 102.83 | 5.00 | 63.00 |
| Taylor | 83 | 167.84 | 39.00 | 5.55 | 41.00 | 89.79 | 3.00 | 72.50 |
| Union | 13 | 120.10 | 7.00 | 1.10 | 3.00 | 4.00 | 3.00 | 115.00 |
| Volusia | 98 | 2,671.34 | 28.00 | 3.89 | 44.00 | 108.05 | 20.00 | 789.40 |
| Wakulla | 12 | 13.90 | 7.00 | 0.70 | 5.00 | 13.20 | | |
| Walton | 42 | 345.95 | 8.00 | 0.95 | 29.00 | 80.00 | 4.00 | 65.00 |
| Washington | 21 | 102.85 | 5.00 | 0.60 | 14.00 | 37.25 | 2.00 | 65.00 |
| Grand Total | 2,219 | 51,121.82 | 652.00 | 94.43 | 1,141.00 | 2,720.82 | 348.00 | 10,056.00 |

| | D 100 - 299 AC | | E 300 - 999 AC | | F 1000 - 4999 AC | | G 5000 & Up | |
|-------------|----------------|----------|----------------|------------|------------------|------------|----------------|------------|
| County | % Wildfires | % Acres | % of Wildires | % of Acres | % of Wildfires | % of Acres | % of Wildfires | % of Acres |
| Leon | | | | | | | | |
| Levy | 1.00 | 119.00 | | | | | | |
| Liberty | | | | | | | | |
| Madison | | | | | | | | |
| Manatee | 1.00 | 263.00 | | | | | | |
| Marion | | | | | | | | |
| Martin | 3.00 | 519.30 | | | | | | |
| Miami-Dade | 3.00 | 615.00 | | | | | | |
| Nassau | | | | | | | | |
| Okaloosa | 1.00 | 139.00 | | | | | | |
| Okeechobee | | | | | | | | |
| Orange | | | 2.00 | 610.00 | | | | |
| Osceola | 2.00 | 240.00 | 1.00 | 406.00 | | | | |
| Palm Beach | 1.00 | 100.00 | | | | | 1.00 | 6,250.00 |
| Pasco | | | | | | | | |
| Pinellas | | | | | | | | |
| Polk | 5.00 | 720.00 | 6.00 | 3,179.00 | 4.00 | 7,098.68 | | |
| Putnam | 2.00 | 485.00 | | | | | | |
| Santa Rosa | 1.00 | 220.00 | | | | | | |
| Sarasota | 3.00 | 433.00 | | | | | | |
| Seminole | 1.00 | 150.00 | 1.00 | 350.00 | | | | |
| St. Johns | | | | | | | | |
| St. Lucie | 1.00 | 155.00 | 1.00 | 594.40 | | | | |
| Sumter | | | | | | | | |
| Suwannee | | | | | | | | |
| Taylor | | | | | | | | |
| Union | | | | | | | | |
| Volusia | 5.00 | 865.00 | 1.00 | 905.00 | | | | |
| Wakulla | | | | | | | | |
| Walton | 1.00 | 200.00 | | | | | | |
| Washington | | | | | | | | |
| Grand Total | 52.00 | 8,873.19 | 18.00 | 8,528.70 | 7.00 | 14,598.68 | 1.00 | 6,250.00 |



Lithium-Ion Battery Symposium

The Division of State Fire Marshal is at the forefront of new and emerging technologies which impact the fire service and the safety of our communities. The management of Lithium-ion fires is a critical issue currently faced by the fire service. Over the past several years there has been an escalation in fires and fatalities due to Lithium-ion batteries. This symposium provides insightful presentations, new information, and an opportunity to share strategies to keep our firefighters and communities safe. The Division of State Fire Marshal looks forward to furthering our mission to safeguard the people of Florida.





Emergency Preparedness and Response Activities



Hurricane Debby

- **381** interactions with survivors
- Identified **11,800** damaged properties.
- **55** missions during an 11-day period.



Hurricane Helene

- **928** interactions with survivors
- **230** deaths across multiple states.
- Identified **62,397** damaged properties.



Hurricane Milton

- **1,304** interactions with survivors
- Identified **67,845** damaged properties.

2024 Emergency Response Timeline

January — A severe weather system produced multiple tornados that impacted North and Central Florida.

May — A severe weather system brought more tornado activity across the Southeast part of the country. Five tornados touched down across Gadsden, Leon and Jefferson counties, two of which were rated at EF2 impacting the Tallahassee area.

US&R TF5 Jacksonville was deployed to an EMAC request from Texas to support Swift Water rescue operations due to extreme flooding. 43 personnel responded

June — Extreme heavy rains flooded parts of Southeast Florida requiring the assist from US&R TF4 to transport pump and Tiger Dams to the impacted area.

August — Hurricane Debby impacted the Big Bend of Florida as a category 1 storm with notable storm surge of 3 to 5 feet. Riverine flooding along the Suwannee River continued up to 3 weeks after landfall.

Hurricane Helene made landfall August 26th in Taylor County as a category 4 with 140 mph winds and 15-foot storm surge. It was the strongest hurricane on record to strike the Big Bend region. The storm was attributed to

October — ESF 4&9 Hurricane Helene missions were suspended with the landfall Hurricane Milton; impacting the same area of the state. Hurricane Milton made landfall as a category 3 storm with 120 mph winds with a storm surge of 5-8 feet. A total of 45 confirmed tornadoes touched down in Florida ahead of the storm. Hurricane Milton was attributed to 12 fatalities.

HURRICANE DEBBY ESF 4&9 RESOURCES DEPLOYED 8/01-8/14

| RESOURCE | TEAMS | PERSONNEL |
|--|-----------|------------|
| ABUS (EMS Bus) | 3 | 13 |
| AST (Ambulance Strike Team) | 1 | 23 |
| ERAT (Emergency Road Access Team) | 1 | 13 |
| ESF-4/9 (ESF-4/9 Staffing) | 1 | 26 |
| EST (Engine Strike Team) | 1 | 10 |
| IST (Incident Support Team) | 1 | 28 |
| MARC (Mutual Aid Radio Com Unit) | 5 | 18 |
| Other | 1 | 0 |
| SR (Single Resource) | 2 | 4 |
| SWR (Swiftwater/Flood Search and Rescue Team) | 4 | 70 |
| TERT (Telecommunicator Emergency Response Taskforce) | 1 | 4 |
| TF (US&R Task Force w/SWR) | 7 | 292 |
| Grand Total | 28 | 501 |

HURRICANE HELENE ESF 4&9 RESOURCES DEPLOYED 9/23-10/06

| RESOURCE | TEAMS | PERSONNEL |
|---|-----------|--------------|
| Access/Road Clearance Team | 10 | 88 |
| Ambulance Strike Team | 2 | 26 |
| Communications Units/Team | 13 | 40 |
| Emergency Vehicle Technical Unit | 2 | 4 |
| Engine Strike Team | 6 | 112 |
| Force Protection Team | 7 | 170 |
| HazMat Team | 1 | 8 |
| IMT/IST | 3 | 107 |
| Inspector Team | 4 | 50 |
| Mental Wellness Response Team | 14 | 30 |
| Structural Task Force | 4 | 68 |
| Swiftwater/Flood Search and Rescue Team | 13 | 201 |
| US&R Task Force | 14 | 939 |
| Water Tender Strike Team | 2 | 12 |
| Grand Total | 95 | 1,855 |

HURRICANE MILTON 10/7-11/08 (33 DAYS)

| RESOURCE | TEAMS | PERSONNEL |
|---|------------|--------------|
| Access/Road Clearance Team | 4 | 142 |
| Ambulances, ALS (for US&R TFs) | 1 | 40 |
| Engine Strike Team | 7 | 162 |
| ESF-4/9 Staffing | 1 | 11 |
| Force Protection Team | 12 | 177 |
| HazMat Task Force | 3 | 0 |
| HazMat Response Team | 1 | 0 |
| IMT/IST | 3 | 88 |
| K9 Support | 2 | 5 |
| Mental Health Wellness Team | 4 | 12 |
| Mobile Communications Unit | 21 | 44 |
| Swiftwater/Flood Search and Rescue Team | 12 | 222 |
| Unmanned Aircraft System Team | 5 | 24 |
| US&R Task Force | 15 | 1,708 |
| Water Tender Strike Team | 2 | 14 |
| Brush Truck | 1 | 2 |
| Water Tender | 1 | 2 |
| Grand Total | 102 | 2,653 |



| FIRE DEPARTMENT | ASSISTANCE REQUESTED | AMOUNT APPROVED |
|-------------------------------|--|---------------------|
| Flagler County R2 | 1 PPE Extractor | \$9,921.22 |
| City of Tampa | 2 PPE Extractors | \$8,649.95 |
| City of Miami Beach | 2 PPE Extractors | \$28,286.25 |
| City of Orlando R2 | 2 PPE Extractors | \$11,615.67 |
| City of Panama City Beach | 1 PPE Extractor | \$6,403.12 |
| City of Tarpon Springs | 1 PPE Extrator | \$5,940.75 |
| Okaloosa Island Fire District | 1 PPE Extractor | \$3,600.00 |
| Blackman Fire District | 5 Sets of SCBA | \$48,342.20 |
| City of Leesburg | 2 PPE Extractor | \$10,577.63 |
| Washington County BOCC | 30 Hoods, 30 Gloves & 30 Ear Flaps | \$6,300.00 |
| City of Pensacola | 4 PPV Ventilation Fans | \$15,479.58 |
| City of Sebring | 26 Hoods & 26 Gloves | \$3,563.25 |
| Gadsden County BOCC | 1 PPE Extractor | \$3,720.00 |
| Coral Springs Parkland FD | 2 SCBA Washer | \$64,425.00 |
| City of Orlando R1 | 2 PPE Extractor | \$11,042.82 |
| Town of Inglis | 1 PPE Extractor, Gloves | \$8,197.42 |
| Wakulla County BOCC R2 | 130 Hoods | \$10,964.10 |
| City of Lake Mary | 1 SCBA Washer | \$26,250.00 |
| City of Bristol | 1 PPE Extractor | \$6,746.25 |
| Ormond Beach | 47 Gloves, 47 Ear Flaps & 4 Storm Sticks | \$11,548.88 |
| City of Fanning Springs | 1 Vehicle Exhaust Capture | \$58,665.75 |
| City of North Lauderdale | 48 Hoods & 48 Gloves | \$9,886.37 |
| City of West Palm Beach | 133 Gloves | \$13,566.00 |
| Flagler County R1 | 2 PPE Extractors | \$22,350.83 |
| Greenshade-Dogtown VFD | 1 PPE Extractor | \$3,720.00 |
| Highlands County Fire Rescue | 1 PPE Extractor & 102 Gloves | \$15,611.07 |
| Town of Ponce de Leon | 1 PPE Extractor | \$3,671.72 |
| TOTAL | | \$478,928.11 |

Grant Awards

FIREFIGHTER CANCER DECONTAMINATION GRANT

Each year the Safety Section administers the Firefighter Cancer Decontamination Grant. Beginning every July 1, \$500k is specifically made available for firefighter gear extractors, vehicle exhaust capture systems, additional sets of personal protective equipment (PPE), and other equipment that is specifically targeted to mitigate carcinogen exposure including self-contained breathing apparatus (SCBA) extractors, hose line decontaminations units, and specialized training.

These are matching grants; each department is responsible for 25% of the cost and reimbursed the remaining 75%. Grant applications and information on current funds available are released on the Division of State Fire Marshal website in June of each year.



Grant Awards

FLORIDA FIREFIGHTER ASSISTANCE GRANT AWARD

The Firefighter Assistance Grant Program is specifically for volunteer and combination fire departments. Annually, \$1,000,000 is available for procuring necessary firefighter PPE, SCBA equipment, fire apparatus, safety-related equipment and tools, and protective clothing and equipment for wildland fire fighting and urban interface.

The grant opens July 1; information including the application and funding opportunities are provided on the Division of State Fire Marshal website in early June. This is not a matching grant and is administered by the Bureau of Fire Standards and Training.

| FIRE DEPARTMENT | ASSISTANCE REQUESTED | AMOUNT APPROVED |
|--------------------------------|---|---------------------|
| Baker Fire District | 4 Thermal Imagers | \$14,800.00 |
| Blackman Fire District | 5 Sets of SCBA | \$48,642.20 |
| City of Inverness | 5 Sets of PPE | \$20,489.15 |
| City of Marianna | 5 Sets of SCBA | \$49,396.45 |
| Gulf County BOCC | 5 Sets of SCBA | \$39,650.00 |
| Hold Fire District | Rescue Tool | \$41,371.00 |
| Town of Southwest Ranches | Thermal Imager | \$3,670.89 |
| Washington County BOCC | 5 Sets of SCBA | \$45,022.35 |
| Magnolia Volunteer FD | 5 Sets of SCBA | \$57,625.00 |
| Gadsden County BOCC | 5 Sets of SCBA | \$52,925.00 |
| Trenton Dept. of Public Safety | 4 Sets of PPE | \$15,406.72 |
| Union County | 5 Sets of Wildland PPE | \$7,970.00 |
| Country Oaks VFD | 5 Sets of Wildland PPE | \$2,545.00 |
| Almarante VFD | 5 Sets of SCBA | \$56,899.30 |
| Bradfordville VFD | 5 Sets of SCBA | \$57,625.00 |
| City of Bristol | 5 Sets of SCBA | \$54,725.00 |
| City of Chiefland | 5 Sets of PPE, 5 extra Hoods & 5 extra Gloves | \$18,907.50 |
| City of Cottondale | 2 Sets of PPE | \$13,070.56 |
| City of Fanning Springs R1 | 5 Sets of SCBA | \$53,570.05 |
| City of Fanning Springs R2 | 5 Sets of PPE | \$21,905.00 |
| City of Vernon | 5 Sets of PPE & 2nd set of Hoods | \$19,638.15 |
| Highland County Fire Rescue | 5 Sets of PPE | \$26,745.10 |
| Madison County BOCC | 5 Sets of SCBA | \$52,925.00 |
| Miccosukee VFR R1 | 5 Sets of PPE | \$20,647.00 |
| Miccosukee VFR R2 | 5 Sets of SCBA | \$57,625.00 |
| Punta Gorda FD | 5 Sets of PPE | \$13,926.50 |
| Town of Grand Ridge | 5 Sets of SCBA | \$41,660.90 |
| Town of Ponce de Leon R1 | 5 Sets of PPE | \$20,771.20 |
| Town of Ponce de Leon R2 | 5 Sets of SCBA | \$46,242.05 |
| Town of Sneads | 5 Sets of PPE | \$20,815.00 |
| TOTAL | | \$997,212.07 |

Grant Awards

EQUIPMENT GRANTS

The Grants section in the Director's Office facilitates construction and equipment grants appropriated through the General Appropriations Act each year. The grants are based on project and initiative requests submitted to the House and Senate. In 2024, 48 new grants were appropriated to provide over 49 million dollars in funding to local governments for the construction of fire stations and purchase of fire equipment.

| NAME OF DEPARTMENT | ASSISTANCE REQUESTED | AMOUNT |
|---|--|--------------|
| Broward County Sheriff | Broward Fire Rescue Regional Simulation Labs at the Sheriff's Office Research, Development & Training Center Expansion | \$476,995.00 |
| City of Delray Beach | Delray Beach Emergency Response Mobile Traffic Barrier and First Responder Protection | \$306,000.00 |
| City of Fort Meade | Fort Meade Fire Department Safety Equipment | \$250,000.00 |
| City of Miami Beach | Miami Beach Fire Department Ladder Truck Replacement | \$417,500.00 |
| Hamilton County | Hamilton County Fire Equipment Upgrade | \$470,000.00 |
| Hardee County Board of County Commissioners | Hardee County Fire Rescue Tanker Truck | \$950,000.00 |
| Hardee County Board of County Commissioners | Hardee County Fire Rescue Self-Contained Breathing Apparatus | \$550,000.00 |
| Key Largo | Key Largo Fire Rescue Marine Emergency Response Vessel | \$300,000.00 |

| NAME OF DEPARTMENT | ASSISTANCE REQUESTED | AMOUNT |
|---|--|----------------|
| Marathon | Marathon Fire Rescue Marine Emergency Response Vessel | \$150,000.00 |
| Miami-Dade Fire Rescue | Miami-Dade Fire Rescue-Urban Search and Rescue Preparedness and Equipment | \$240,500.00 |
| Miami-Dade Fire Rescue | Miami-Dade Fire Rescue-Electric Vehicle Fire Suppression Specialized Equipment | \$82,063.00 |
| Monroe County Board of County Commissioners | Cudjoe Key Marine Emergency Response Vessel | \$150,000.00 |
| Town of Brooker | Brooker New Fire Apparatus | \$662,500.00 |
| Town of Davie (Fire Rescue Department) | Davie Fire Rescue Ambulance | \$637,500.00 |
| City of Graceville | Graceville Fire Truck and Equipment | \$880,000.00 |
| City of St. Petersburg | St. Pete Fire Ladder Truck Replacement | \$300,000.00 |
| Town of Sneads, Fla | Sneads-Fire Apparatus | \$674,633.00 |
| City of Gretna | Gretna Fire & Rescue Service Mini Pumper | \$235,000.00 |
| Bradford Co | Bradford County Fire Rescue New Fire Apparatus | \$475,000.00 |
| Broward County Sheriff's | Broward County Sheriffs-Secondary Set of Firefighter Turnout Gear (Cancer Prevention Initiative) | \$228,092.00 |
| Calhoun County | Carr/Clarksville VFD Fire Engine | \$600,000.00 |
| City of Clewiston | Clewiston Replacement Fire Truck | \$1,400,000.00 |
| City of Fort Meade | Fort Meade Fire Command Vehicle | \$200,000.00 |
| City of Gretna | Gretna Fire Rescue Department Rapid Response | \$239,000.00 |
| Suwannee County Board of County Commissioners | Suwannee County Fire/Rescue Ladder Truck | \$1,900,000.00 |
| Gulf County Board of County Commissioners/ Dalkeith VFD | Dalkeith Volunteer Fire Department-Tanker Fire Apparatus | \$600,000.00 |
| City of Midway | Midway Volunteer Fire Department Fire and Hazmat Response Vehicle | \$1,000,000.00 |

Grant Awards

CONSTRUCTION (FCO)

| NAME OF DEPARTMENT | ASSISTANCE REQUESTED | AMOUNT |
|---|--|----------------|
| Union County Board of County Commissioners | Union County Fire Rescue Station | \$2,250,000.00 |
| Baker Co. | Baker County Fire Rescue Training Facility | \$450,000.00 |
| Broward Sheriff's Office Department of Fire Rescue | Everglades Fire Station 106 Apparatus and Airboat Storage Facility | \$580,500.00 |
| City of Apalachicola | Apalachicola Fire Hydrant Replacement Phase III (Final Phase) | \$275,000.00 |
| City of Crescent City | Crescent City - Fire/ Ambulance/Law Enforcement Station | \$1,000,000.00 |
| City of Fort Meade | Fort Meade Fire House Construction & Rehab & Hardening | \$1,500,000.00 |
| Clay County Board of County Commissioners | Clay County Fire Station #15 | \$750,000.00 |
| Madison County Board of County Commissioners | Madison County Fire Rescue Station #4 | \$850,000.00 |

| NAME OF DEPARTMENT | ASSISTANCE REQUESTED | AMOUNT |
|--|--|----------------|
| Pinellas Suncoast Fire and Rescue District | Pinellas Suncoast Fire and Rescue Station #27 | \$1,000,000.00 |
| St Johns County Board of County Commissioners | St Johns - All Hazards Training Facility and Unified Command Center - Phase I | \$7,500,000.00 |
| Taylor County Board of Commissioners | Steinhatchee Fire Rescue & Public Safety Facility | \$500,000.00 |
| Town Of Brooker | Brooker New Fire Station | \$506,096.00 |
| Town of Ponce Inlet | Ponce Inlet Fire Station Backup Power Generator Replacement | \$35,000.00 |
| Village of North Palm Beach | North Palm Beach Public Safety Resiliency | \$255,000.00 |
| Wakulla County Board of County Commissioners | Wakulla County St. Marks Fire Rescue Facility | \$2,100,000.00 |
| Town of Havana | Havana Public Safety Upgrades | \$1,000,000.00 |
| Collier County | Collier County Fire EMS Station | \$3,646,613.00 |
| City of New Port Richey | New Port Richey Fire Station #2 Construction Project | \$1,120,000.00 |
| City of Port St. Joe | Port St. Joe - Fire and Police Public Safety Facility as part of the New Government Complex | \$500,000.00 |
| Hardee County Board of County Commissioners | Hardee County Fire Rescue Station No. 1 and Training Facility | \$7,500,000.00 |
| Sanibel Fire and Rescue District | Sanibel - Fire Station 172 Reconstruction - Post- Hurricane Ian | \$2,100,000.00 |



UCF Restores

In 2024, **UCF RESTORES** continued to advance its mission of providing transformative, behavioral health treatment to those who risk their lives to keep our communities safe – including veterans, active-duty military, firefighters, law enforcement officers, emergency dispatchers, and healthcare workers – as well as survivors of trauma.

Supporting Firefighter Mental Wellness

A new initiative in 2023, **UCF RESTORES** has developed and is providing a course for clinicians entitled *Supporting Firefighter Mental Wellness*.

Since 2023, there have been **11** in-person trainings with **225** in-person/virtual attendees from **32** Florida counties.

Florida Firefighters Treated

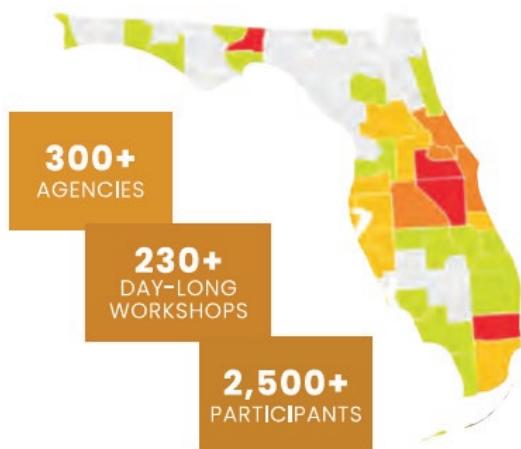
In 2024, **79** Florida firefighters were treated from **17** Florida Counties.

Our team of behavioral health experts uses evidence-based treatments that utilize technology to effectively treat trauma and PTSD.

REACT Training

REACT is designed to give first responders challenges at which they can succeed, bolstering confidence in their ability to provide effective support to their peers.

In 2024, **142** Florida firefighters from **44** agencies in **18** counties attended REACT trainings.



PERCENTAGE OF PATIENTS WHO NO LONGER

MEET DIAGNOSTIC CRITERIA FOR PTSD FOLLOWING UCF RESTORES 3-WEEK IOP



76%
first responders



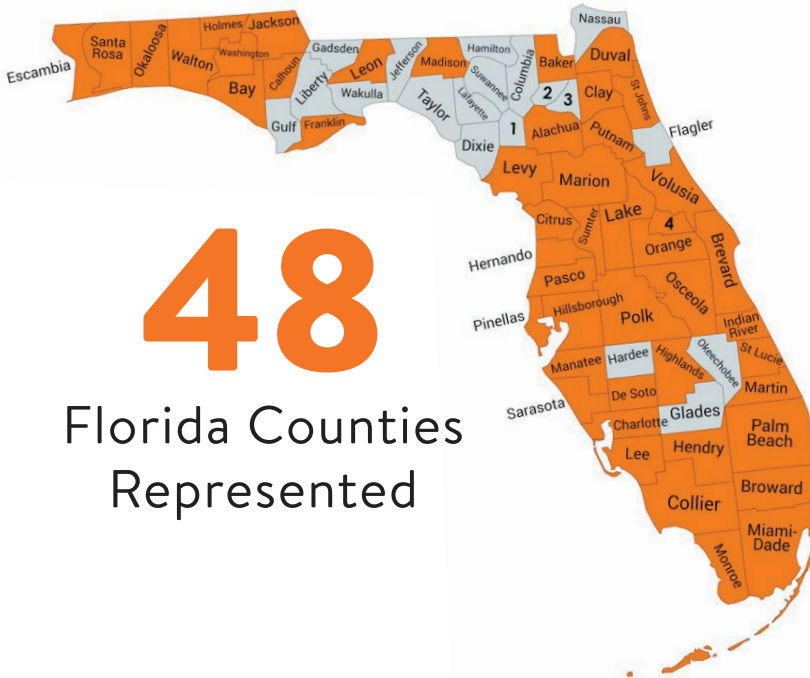
66%
of veterans and active-duty personnel with combat-related PTSD



University of Miami

SYLVESTER
COMPREHENSIVE CANCER CENTER
UNIVERSITY OF MIAMI HEALTH SYSTEM

FIREFIGHTER
CANCER
INITIATIVE



8,000+

Florida Firefighters
enrolled in research



13,600+

Florida Firefighters educated through
FCI curriculum and outreach



2

Firefighter Mobile Clinics

800+

Florida Firefighters screened for
cancer through mobile clinic



Exposure Assessment and Biomonitoring of Florida Fire
Investigators, Wildland Firefighters and Electric Vehicle Burn



Fallen Firefighter Memorial 2024



Rafael E. Garcia
City of Miami Fire Rescue 2015

Edward M. Wadlinger, III
East Manatee Fire Rescue District 2017

James P. Herig
Boynton Beach Fire Department 2022

Gregory A. Bradley
Tice Fire and Rescue District 2023

Jeffrey B. Day
Pinellas Suncoast/Largo/The Villages 2023

Joseph "Jay" Geld
Melbourne Fire Department 2023

Terryson Jackson
Broward Sheriff's Office Fire Rescue 2023

Robert Low
Greater Naples Fire Rescue District 2023

Dwight E. Boozer
Lake City Fire Department 2024

Andrew N. Eyster
Melbourne Fire Department 2024

Heath J. O'Shea
Jacksonville Fire Rescue 2024

Gregory J. Trammell
Tice Fire and Rescue District 2024

Charles N. Westphal
Marion County Fire Rescue 2024



Reporting Fire Departments

The following is a listing of the fire departments that reported to the National Fire Incident Reporting System (NFIRS) during 2024. Asterisks (*) denote 100% fire department participation in 2024.

ALACHUA

Alachua County Fire Rescue*
Gainesville Fire Rescue*
High Springs Vol Fire Dept*
Windsor Vol Fire Dept*
Lacrosse Fire Dept
Newberry Fire Rescue

BAKER

Baker County Fire Rescue Dept*
City Of Macclenny Fire Dept

BAY

Bay County Emergency Services*
Callaway Fire Dept*
Lynn Haven Fire & Emer Services*
Mexico Beach Dept Of Public Safety*
NW Florida Beaches Int'l Airport*
Panama City Beach Fire Rescue*
Panama City Fire Dept*
Springfield Fire Dept*
Parker Fire Dept

BRADFORD

Bradford County Fire Dept*
City Of Starke Fire Department*

BREVARD

Brevard County Fire Rescue*
City Of Melbourne Fire Dept*
Cocoa Beach Fire Dept*
Indian Harbour Beach Vol Fire Dept*
Kennedy Space Center Fire Rescue*
Melbourne Beach Vol Fire Dept*
Pembroke Pines Fire Rescue*

Canaveral Fire Rescue
Cape Canaveral Afs
City Of Cocoa Fire Dept
Coconut Creek Fire Rescue
Department
Indialantic Fire Rescue
Palm Bay Fire Dept
Rockledge Fire & Emer Services
Satellite Beach Fire Dept
Space Coast Regional Fire &
Emergency Services
Titusville Fire & Emer Services

BROWARD

City Of Coral Springs Fire Dept*
City Of Hollywood Fire Rescue*
Ft Lauderdale Fire Rescue*
Lauderhill Fire Rescue*
Lighthouse Point Fire Rescue*
Margate Fire Rescue*
Miramar Fire Rescue*
Oakland Park Fire Rescue*
Plantation Fire Dept*
Pompano Beach Fire Rescue*
Southwest Ranches Vol Fire Rescue*
Town Of Davie Fire Rescue*
Broward Sheriffs Office Dept of
Fire Rescue And Ems
Lauderdale by the Sea Vol Fire Dept
North Lauderdale Fire Rescue
Sunrise Fire Rescue
Tamarac Fire Dept
Wilton Manors Fire Dept

CALHOUN

Magnolia Volunteer Fire Dept* Nettle Ridge Vol Fire Dept* Scott's Ferry Vol Fire Dept*

Altha Vol Fire Dept
Carr-Clarksville Vol Fire Dept
City of Blountstown Fire Dept
Kinard Vol Fire Dept
Mossy Pond Vol Fire Dept

CHARLOTTE

Punta Gorda Fire Dept*
Charlotte County Fire & EMS Services
Little Gasparilla Island Fire Rescue

CITRUS

Citrus County Fire Services*
Crystal River Fire Dept*
Inverness Fire Department*

CLAY

Clay County Public Safety Dept*
Orange Park Fire Dept

COLLIER

City of Naples Fire Rescue*
Greater Naples Fire Rescue District*
Immokalee Fire Control Dist*
City of Marco Island Fire Dept
Collier County EMS - Fire
North Collier Fire Control and
Rescue District

COLUMBIA

Columbia County Fire Department*
Lake City Fire Dept*

DESOTO

Desoto County Fire Rescue

DIXIE

Dixie County Emer Services*
Cross City Fire Dept
Horseshoe Beach Fire Dept

DUVAL

Jacksonville Fire Rescue*
NAS Jacksonville Fire Dept

ESCAMBIA

*Escambia County Fire Rescue
*Pensacola Fire Dept

FLAGLER

Flagler County Fire Rescue*
Fort Meade Fire Dept*
Palm Coast Fire Dept*
Sanibel Fire Rescue*
Campbellton Vol Fire Dept
Flagler Beach Fire Dept

FRANKLIN

St George Island Vol Fire Dept*
Alligator Point Vol Fire Dept
Apalachicola Vol Fire Dept
Carrabelle Vol Fire Dept
Dog Island Vol Fire Dept
Eastpoint Vol Fire Dept
St. James - Lanark

GADSDEN

Florida State Hospital Fire Dept*
Gadsden County Emergency Serv*
Havana Fire Dept*
Mt Pleasant Vol Fire Dept*
Chattahoochee Fire Dept
Concord Vol Fire Dept
Greensboro Vol Fire Dept
Gretna Vol Fire Dept
Midway Vol Fire Dept
Quincy Fire Dept
Robertsville Volunteer Fire Dept
Sycamore Vol Fire Dept
Wetumpka Vol Fire Dept

GILCHRIST

Fanning Springs Vol Fire Dept*
Gilchrist County Fire Rescue
Trenton Vol Fire Dept

GLADES

Fort Walton Beach Fire Dept*
Glades County Vol Fire Dept*

GULF

Dalkeith Vol Fire Dept
Gulf County Beaches Vol Fire Dept
Highland View Vol Fire Dept
Howards Creek Vol Fire Dept
Overstreet Fire Department
Port St Joe Fire Dept
South Gulf County Fire Dept
Stone Mill Creek Fire Department
Wetappo Creek Vol Fire Dept
Wewahitchka Vol Fire Dept
White City Vol Fire Dept

HAMILTON

Genoa Vol Fire Dept
Hamilton County Ems/Fire Rescue
Jasper Fire Rescue
Jennings Vol Fire Dept
White Springs Vol Fire Rescue

HARDEE

Hardee County Fire Rescue

HENDRY

Labelle Vol Fire Dept*
Clewiston Vol Fire Dept
Felda Vol Fire Dept
Montura - Flaghole
Pioneer Plantation Vol Fire Dept
Seminole Tribe Fire Rescue

HERNANDO

Hernando County Fire and Emergency*
Brooksville Fire Dept

HIGHLANDS

Avon Park Fire Dept*
City Of Sebring Fire Dept*
Highlands County Fire Rescue*

HILLSBOROUGH

Hillsborough County Fire Rescue*
Plant City Fire Rescue*
Tampa Fire Rescue*
Temple Terrace Fire Dept*

HOLMES

Esto Vol Fire Dept*
Pittman Vol Fire Dept*
Bonifay Vol Fire Dept
Gritney Vol Fire Dept
New Hope Vol Fire Dept
Noma Vol Fire Dept
Pine Log Vol Fire Dept
Ponce De Leon Vol Fire Dept
Westville Vol Fire Dept

INDIAN RIVER

Indian River County Fire Rescue*
Indian River Shores Public Safety*

JACKSON

Alford Vol Fire Dept*

Compass Lake In The Hills Vol Fire Dept*

Cottondale Vol Fire Dept*
Dellwood Vol Fire Dept*
Malone Vol Fire Dept*
Sneads Vol Fire Dept*
Graceville Vol Fire Dept
Grand Ridge Fire Dept
Jackson County Fire Rescue

JEFFERSON

Ashville Area Vol Fire Dept
Jefferson County Fire Rescue
Lloyd Vol Fire Dept
Monticello Vol Fire Dept
Wacissa Vol Fire Dept

LAFAYETTE

Hatchbend Vol Fire Dept
Lafayette County Volunteer Fire Dept

LAKE

City Of Mount Dora Fire Dept*
City Of Tavares Fire Dept*
Clermont Fire Dept*
Eustis Fire Dept*
Groveland Fire Dept*
Lake County Fire Rescue*
Leesburg Fire Dept*
Umatilla Fire Dept*
City Of Minneola Fire Rescue
Fruitland Park Fire Dept
Greenshade-Dogtown Volunteer
Fire Department

LEE

Bayshore Fire Rescue*
Bonita Springs Fire Rescue*
*Cape Coral Fire Department
Captiva Island Fire Control Dist*
Ft Myers Shores Fire Dist*
Iona Mcgregor Fire Rescue*
Lehigh Acres Fire Dept*

Matlacha-Pine Island Fire Control*

North Ft Myers Fire District*
San Carlos Park Fire Protection*
South Trail Fire Pro. & Rescue*
Tice Fire Protection & Rescue*
Alva Fire Control Dist
Boca Grande Fire Dept
City Of Fort Myers Fire Rescue
Estero Fire Rescue
Ft Myers Beach Fire Control
Lee County Port Authority/Arff
Upper Captiva Fire Rescue
Useppa Island Fire Dept

LEON

Bradfordville Fire & Rescue*
Chaires Capitola Vol Fire Dept*
Miccosukee Vol Fire Dept*
Tallahassee Fire Dept*
Woodville Vol Fire Dept*
Florida Forest Service
Lake Jackson Fire Rescue
Lake Talquin Vol Fire Dept

LEVY

Cedar Key Vol Fire Rescue*
Chiefland Fire Rescue*
Bronson Vol Fire Dept
Inglis Fire Dept
Levy County Department Of
Public Safety
Williston Vol Fire Dept
Yankeetown Vol Fire Dept

LIBERTY

*Bristol Vol Fire Dept
Hosford & Telogia Vfd

MADISON

Madison Fire Department*

Reporting Fire Departments

Cherry Lake Vol Fire Rescue
Greenville Fire Dept
Hamburg Lovett Vol Fire Dept
Lee Community Volunteer Fire Department
Madison County Fire Rescue
Madison County Vol Fire Dept
New Home Community Vol Fire Dept
Pinetta Vol Fire Dept
Sirmans Vol Fire Dept

MANATEE

Cedar Hammock Fire Rescue*
City Of Bradenton Fire Rescue*
East Manatee Fire Dist*
North River Fire Dist*
Parrish Fire District*
Southern Manatee Fire Rescue*
Duette Fire Rescue Dept
Longboat Key Fire Rescue
Trailer Estates Fire Control District
West Manatee Fire Rescue
Westside Volunteer Fire Dept

MARION

Marion County Fire Rescue*
Ocala Fire Dept*
Rainbow Lakes Estates Vol Fire Dept

MARTIN

City Of Stuart Fire Dept*
Martin County Fire Rescue*
Jupiter Island Public Safety Dept

MIAMI-DADE

City Of Hialeah Fire Dept*
City Of Miami Fire Rescue*
Coral Gables Fire Dept*
Marianna Fire Rescue*
Miami Beach Fire Dept*
Miami-Dade Fire Rescue*
Village Of Key Biscayne Fire Rescue

MONROE

Islamorada Fire Rescue*
Key West Fire Dept*
Key Largo Volunteer Fire Department
Marathon Fire Rescue
Monroe County Fire Rescue
Ocean Reef Public Safety
Sugarloaf Key Fire Rescue
Tavernier Vol Fire Dept

NASSAU

Fernandina Beach Fire Dept*
Nassau County Fire Rescue*
Bryceville Vol Fire Dept
Callahan Vol Fire Dept
Gray Gables/Nassau Village Fire Dept
Hilliard Vol Fire Dept
Nassau Oaks Vol Fire Dept
Nassauville Vol Fire Dept
Ratliff Community Vol Fire Dept
River Road Community Vol Fire Dept
Yulee Vol Fire Dept

OKALOOSA

Almarante Vol Fire Dept*

Baker Fire Dist*

Blackman Fire District*
Destin Fire Control Dist*
Holt Fire Dist*
Niceville Fire Dept*
North Okaloosa Fire District*
City Of Valparaiso Fire Dept
Crestview Fire Dept
Dorcas Fire Dist
East Niceville Fire Dist
Florosa Fire Control District
Laurel Hill Vol Fire Dept
North Bay Fire Dist
Ocean City-Wright Fire Control Dist
Okaloosa Island Fire Dist

OKEECHOBEE

Okeechobee County Fire Rescue*

ORANGE

City Of Ocoee Fire Dept*
District Fire Department*
Greater Orlando Aviation Authority*
Maitland Fire Dept*
Orange County Fire Rescue*
Orlando Fire Dept*
Winter Garden Fire Dept*
Winter Park Fire Dept*
City Of Apopka Fire Dept

OSCEOLA

City Of Kissimmee Fire Dept*
Osceola County Fire Rescue*
St Cloud Fire Rescue*

PALM BEACH

Boca Raton Fire Dept*
Boynton Beach Fire Rescue*
Delray Beach Fire Rescue*
Greenacres Dept Of Public Safety*
North Palm Beach Fire Rescue*
Palm Beach County Fire Rescue*
Palm Beach Gardens Fire Rescue*
Palm Beach Shores Fire Dept*
Riviera Beach Fire Rescue*
Tequesta Fire Rescue*
Town Of Palm Beach Fire Rescue*
West Palm Beach Fire Rescue*
Highland Beach Fire Rescue

PASCO

Pasco County Fire Rescue*
City Of Port Richey Fire Dept
New Port Richey Fire Dept

PINELLAS

City Of Dunedin Fire Dept*
City Of Oldsmar Fire Rescue*
City Of Seminole Fire Rescue*
Clearwater Fire Dept*
East Lake Tarpon Spec Fire Control*
Gulfport Fire Dept*
Largo Fire Rescue*
Lealman Fire Dept*
Madeira Beach Fire Dept*
Palm Harbor Special Fire Control*
Pinellas Park Fire Dept*
Pinellas Suncoast Fire Rescue*
Safety Harbor Fire Dept*
South Pasadena Fire Dept*

St Pete Beach Fire Dept*
St Pete/Clearwater Airport Fire Dept*
St Petersburg Fire Rescue*
Tarpon Springs Fire Dept*
Treasure Island Fire Dept*

POLK

Auburndale Fire Dept*
Bartow Fire Dept*
City Of Davenport Fire Dept*
Haines City Fire Department*
Lake Alfred Fire Dept*
Lakeland Fire Dept*
Davenport Vol Fire Dept
Dundee Fire Rescue
Frostproof Fire Dept
Lake Wales Fire Dept
Polk County Fire Rescue
Winter Haven Fire Dept

PUTNAM

Crescent City Fire Dept*
Melrose Vol Fire Dept*
Palatka Fire Dept*
Putnam County Emergency Services*
Southwest Vol Fire Dept*
Bardin Vol Fire Dept
Bostwick Vol Fire Dept
East Palatka Vol Fire Dept
Florahome-Grandin Vol Fire Dept
Francis Vol Fire Dept
George's Lake Area Vol Fire Dept
Georgetown-Fruitland Vol Fire Dept
Hollister Vol Fire Dept
Interlachen Area Vol Fire Dept
Interlachen Lake Estates Fire
Dept Unit 16 & 17
Pomona Park-Lake Como Vol Fire Dept
Riverside Vol Fire Dept
Satsuma Fire Dept
Welaka Vol Fire Dept
West Putnam Vol Fire Dept

SANTA ROSA

Avalon Beach Fire Department*
City Of Milton Fire Dept*
East Milton Vol Fire Dept*
Pace Fire Rescue District*
Allentown Vol Fire Dept
Bagdad Vol Fire Dept
Berrydale Vol Fire Dept
Gulf Breeze Vol Fire Dept
Harold Vol Fire Dept
Holley Navarre Fire Protection Dist
Jay Vol Fire Dept
Midway Fire District
Munson Vol Fire Dept
Nas Whiting Field Fire Department
Navarre Beach Fire Dept
Skyline Fire Protection & Rescue Dist

SARASOTA

City Of Venice Fire Dept*
Englewood Area Fire Control Dist*
North Port Fire Rescue*
Sarasota County Fire Dept*
Nokomis Vol Fire Dept
Sarasota-Manatee Airport Auth

SEMINOLE

Lake Mary Fire Dept*
Oviedo Fire Dept*
City Of Sanford Fire Department
Longwood Fire Dept
Seminole County Fire Dept

ST. JOHNS

St Augustine Fire Dept*
St Johns County Fire Rescue

ST. LUCIE

St Lucie County Fire Dist*
Malabar Fire Department

SUMTER

Cross Creek Vol Fire Dept*
Sumter County Fire And EMS*
The Villages Public Safety Dept*

SUWANNEE

Branford Vol Fire Dept*
Suwannee County Fire Dept*
Live Oak Fire Dept

TAYLOR

Perry Fire Dept*
Taylor County Fire Rescue*

UNION

Union County Volunteer Fire Dept*

VOLUSIA

City Of Edgewater Fire Rescue*
Daytona Beach Shores Public Safety*
Deland Fire Dept*
Deltona Fire Rescue*
Holly Hill Fire Rescue*
New Smyrna Beach Fire Dept*
Orange City Fire Dept*
Ponce Inlet Fire Rescue*
Port Orange Fire Rescue*
Volusia County Fire Rescue*
Daytona Beach Fire Dept
Daytona Beach Int'l Airport Fire
Dept Inactive
Ormond Beach Fire Dept
South Daytona Fire Dept

WAKULLA

Wakulla County Fire Rescue*

WALTON

Argyle Vol Fire Dept*
Defuniak Springs Fire Dept*
Liberty Fire District*
South Walton Fire District*
Walton County Fire Rescue

WASHINGTON

Chipley Fire Dept*
Washington County Fire
Department*
Caryville Vol Fire Dept
Country Oaks Vol Fire Dept
Ebro Vol Fire Dept
Five Points Vol Fire Dept
Greenhead Vol Fire Dept
Hinson Crossroads Vol Fire Dept
Orange Hill Vol Fire Dept
Vernon Fire Rescue
Wausau Vol Fire Dept



2024 Fire Service Awards

CAREER FIREFIGHTER OF THE YEAR

Florida State Firefighters Association

Jason Patton

Riviera Beach Fire Rescue

FIRE CHIEF OF THE YEAR

Florida Fire Chiefs' Association

Chief Raied Jadallah

Miami-Dade County Fire Rescue

FIRE INVESTIGATOR OF THE YEAR

Florida Fire Marshals and Inspectors Association

Gerard Forrester

Miami-Dade Fire Rescue

FORESTRY FIREFIGHTER OF THE YEAR

Florida Forestry Service

William Egan

Tallahassee, Florida Forest Service

CHAD REED EMERGENCY MANAGER OF THE YEAR

Florida Emergency Preparedness Association

Leigh Basford

Madison County Emergency Management

VOLUNTEER FIREFIGHTER OF THE YEAR

Florida Professional Firefighters Association

Alton Bright

City of Plantation Fire Rescue

FIRE TRAINING CENTER OF THE YEAR

Florida Fire Training Director's Association

Coral Springs Regional Institute of Public



FIRE INSPECTOR OF THE YEAR

Florida Fire Marshals and Inspectors Association

Cindi Campbell

Palm Beach County Fire Rescue



FIRE MARSHAL OF THE YEAR

Florida Fire Marshals and Inspectors Association

Justin Frum

Land O' Lakes, Pasco County Fire Rescue



FIRE TRAINING CENTER OF THE YEAR

Florida Fire Training Director's Association

Seminole State College of Florida Fire



FIRE SERVICE INSTRUCTOR OF THE YEAR

Florida Fire Chiefs' Association

Frank Ennist

Ocala, Florida State Fire College



FIRE AND LIFE SAFETY EDUCATOR

Florida Fire Marshals and Inspectors Association

Melanie Brocato

Weston, Broward Sheriff's Office

PROFESSIONAL FIREFIGHTER OF THE YEAR

Florida Professional Firefighters

Humberto Vergara


Kissimmee, Osceola County Fire Rescue

PHOTO CONTEST WINNERS

Congratulations to the winners of the Annual FFIRS Photo Contest! Every year we highlight and display submitted photos in the categories of **Incidents**, **Public Education**, and **People**.

We are accepting submissions for next year's Annual Report.

Use this QR Code to submit
photos from your department



Featured Photo – Public Education



Mackenzie McClintock
South Walton Fire District

Featured Photo – People



Captain Eric Prosswimmer
Jacksonville Fire Rescue Department

Featured Photo – Incident



Mackenzie McClintock
South Walton Fire District



COVER: **Kota Vets**
North River Fire District



BACK: **Captain Eric Prosswimmer**
Jacksonville Fire Rescue Department

HONORABLE MENTIONS

Honorable mentions from: Brevard County Fire Rescue; Clay County Fire Rescue; Coral Springs Regional Institute of Public Safety; Jacksonville Fire Rescue Department; Lehigh Acres Fire Control and Rescue; North Port Fire Department; South Walton Fire District; Walton County Fire Rescue

PUBLIC EDUCATION



PEOPLE



INCIDENT







PUBLIC EDUCATION





FLORIDA FIRES

2024 ANNUAL REPORT



DIVISION OF STATE FIRE MARSHAL
FLORIDA DEPARTMENT OF FINANCIAL SERVICES



www.MyFloridaCFO.com/SFM

